





CASTER AND WHEEL SOLUTIONS.



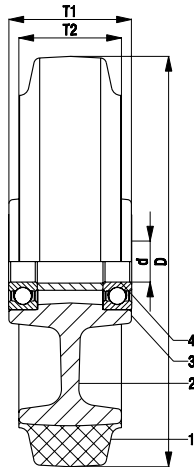
# Casters and Wheels



# Table of Contents

<b>Caster and Wheel Guide</b>	General Information about the Products		4 - 7
<b>Caster Section</b>	Light, Medium and Heavy Duty Casters, Flight Furniture and Medical Casters, Stainless Steel and Heat Resistant Casters	 up to <b>11,940 lbs</b>  up to <b>16 "</b>	8 - 63
<b>Replacement Parts</b>	Corner Bumpers and End Bumpers, Bearing Types, Caster Pads and Field Installable Directional Locks		64 - 65
<b>Wheel Section</b>	Rubber Wheels, TPR Wheels and Urethane Wheels, Nylon Wheels, Stainless Steel Wheels and Cast Iron Wheels	 up to <b>7,200 lbs</b>  up to <b>16 "</b>	66 - 82
<b>Product Information</b>			83

# Basics / Terminology



## Wheel

### Designations:

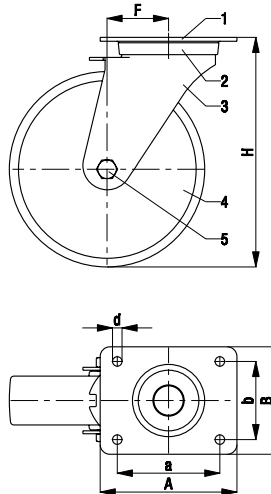
- 1 = Tread/tire
- 2 = Wheel center/rim
- 3 = Hub
- 4 = Wheel bearing

### Dimensions:

- D = Wheel diameter
- d = Axle bore diameter
- T1 = Hub length
- T2 = Wheel width

Wheels consist of tread/tire, wheel center/rim and a wheel bearing.

Depending on their nature, the wheels have different load capacities, rolling resistances and rolling qualities.



## Swivel caster

### Designations:

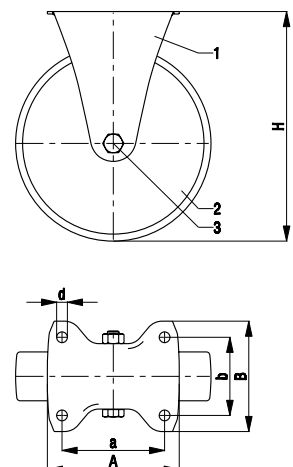
- 1-3 = Swivel rig
- 1 = Top plate fitting
- 2 = Swivel head (swivel bearing)
- 3 = Swivel fork
- 4 = Wheel
- 5 = Wheel axle

### Dimensions:

- H = Total height/mounting height
- F = Offset
- A, B = Plate dimensions
- a, b = Bolt hole spacing
- d = Bolt hole diameter

Swivel casters are vertically rotatable and make appliances, etc. maneuverable. A fork (swivel fork) is fitted to the fitting element by a swivel head (swivel bearing). To enable a smooth swivel motion of the fork, the wheel is generally fitted with a horizontal distance between the axis of the swivel bearing and the wheel (offset). If correctly dimensioned, the offset allows a smooth swivelling of the caster without additional tools as well as directional stability. Swivel casters can be equipped with brake systems to lock:

- the rotary motion of the wheel (wheel brake)
- the rotary motion of the wheel and the swivel motion of the fork (wheel and swivel head brake)
- the swivel motion of the fork (directional lock).



## Rigid caster

### Designations:

- 1 = Rigid rig
- 2 = Wheel
- 3 = Wheel axle

### Dimensions:

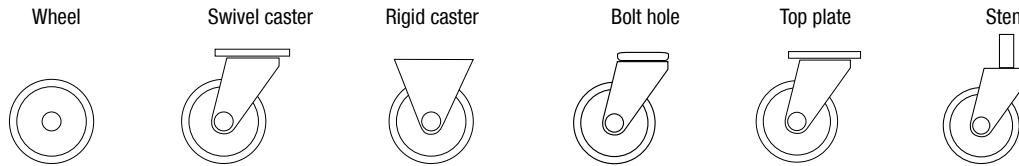
- H = Total height/mounting height
- A, B = Plate dimensions
- a, b = Bolt hole spacing
- d = Bolt hole diameter

Rigid casters provide directional stability for appliances, etc. and cannot be swivelled.



# How to Find the Perfect Caster?

## 1<sup>st</sup> Select your product.



## 2<sup>nd</sup> Determine the required load capacity.

T = Required load capacity of the wheel or caster  
 E = Dead weight of the transport unit  
 Z = Maximum additional load  
 n = Number of wheels or casters used  
 S = Safety factor

$$T = \frac{E+Z}{n} \times S$$

## 3<sup>rd</sup> Select from different wheel materials.

The hardness, shape and tread material have a considerable influence on the operational comfort, smooth rolling performance and starting, rolling and swivel resistance of the wheels or casters. Generally, a wheel tread or tire should be softer than the floor otherwise damage to the floor can occur.

Material of the tread	Tread & tire hardness	Operating noise
Soft rubber	<div><div></div></div>	<div><div></div></div>
Elastic rubber, suelastic rubber	<div><div></div></div>	<div><div></div></div>
Solid rubber, TPR	<div><div></div></div>	<div><div></div></div>
Polyurethane	<div><div></div></div>	<div><div></div></div>
Steel, nylon, polypropylene, phenolic resin	<div><div></div></div>	<div><div></div></div>

soft —————> hard    noisy —————> silent

## 4<sup>th</sup> Select the required wheel bearing type.



## 5<sup>th</sup> Check the corrosion, chemical and temperature resistance for your application.

## 6<sup>th</sup> Options required? Many options such as brakes, footguards and directional locks are available.

# Product Code System

## Swivel and Rigid Casters

Each swivel caster series is initially defined by an 'S', each rigid caster rig series by a 'R' in the letter combination.

The product codes for swivel and rigid casters are therefore composed of the rig code and the wheel series code. The succeeding number generally indicates the wheel diameter and the letters **K, G, D, R** and **T** indicate the respective wheel bearing. Further numbers indicate various top plates, bolt hole or stem versions. Possible further letter combinations indicate options.

Product code: P15SX-UP060WRP-TB-FS	P	15	S	X	-	UP	060	W	R	-	P	-	TB	-	FS
Pegasus															
Caster Series															
Wheel series: S = Swivel and R = Rigid															
Rig Option: X for Stainless Steel															
-															
Wheel Code: Tread															
Wheel Diameter															
Wheel Option if needed (W = wide, N = Narrow)															
Bearing Code															
Mounting Code															
-															
Brakes															
-															
Optional Features															

# Part Number Codes

## Wheel Codes

C	Gray cast iron
ELV	Gray TPU escalator tread on gray polypropylene
EP	Blue elastic rubber on black polypropylene
GP	Gray synthetic rubber on gray polypropylene
HBP	390° F resistant black phenolic
HR	Gray hard rubber
HRP	500° F resistant red phenolic
N	White nylon
NB	Black nylon
NG	Black Fiberglass Reinforced Nylon
NL	Blue Machined Extruded Nylon
NM	Machined nylon billet, white
NMB	Machined nylon billet, black
PB	Black polypropylene
PH	Phenolic
PW	White polypropylene
PRP	Surelastic rubber on gray polypropylene
R	Black soft rubber
RP	Gray TPR on gray polypropylene
RY	Black rubber on iron
SR	Gray soft rubber
SRP	Crown tread neoprene rubber on black polypropylene
SS	Stainless steel
SW	White nylon with blue TPU sandwich wheel
UA	Cast yellow 92 shore A urethane on aluminum
UCA	Crown tread Yellow 80 shore A urethane on aluminum
UGA	Crown tread Green 95 shore A urethane on aluminum
UN	Gray TPU on white nylon
UP	Gray TPU on gray polypropylene
URA	Red 92 shore A urethane on aluminum
URP	Red TPU on gray polypropylene
URPB	Red TPU on black polypropylene
URPW	Red TPU on white polypropylene
URY	Crown tread red urethane on iron
UY	Cast yellow 92 shore A urethane on iron
WP	Wood pattern polypropylene (bed rollers)

## Wheel Options

W	Wider Wheel
---	-------------

## Bearing Types

B	Annular ball bearing
D	Delrin bearing
G	Plain bearing
K	Precision ball bearing
KP	Precision pedestal bearing
KX	Stainless steel precision ball bearing
R	Roller bearing
T	Tapered roller bearing

## Brake Options

DL	Directional lock
MB	Medical central lock (CS)
SB	Side lock brake
TB	Total lock brake
WB	Wheel brake
WBL	Wheel brake leading side



## Options



001	Special variation
AF	Antique brass finish
AS	Anti-static
BF	Bright brass finish
CB	Beige finish
CF	Chrome finish
EL	Electrically conductive
TG	Plastic thread guard
TM	Metal thread guard

## Mounting Options

12	2-1/2" x 3-5/8" top plate
14	4" x 4-1/2" top plate
P2	2-3/8" x 4-1/8" top plate
P3	3-3/4" x 4-3/8" top plate
P4	3-1/2" x 3-1/2" top plate
16	4-1/2" x 6-1/4" top plate
18	5-1/4" x 7-1/4" top plate
20	6-1/4" x 7-1/2" top plate
SG	Grip neck stem (7/16" x 1-1/2")
SP	3/4" pipe thread stem
H	Hollow kingpin (bolt hole)
SM	Medical hex bar accepting stem
SR1	Round stem 1" x 1-3/4"
ST1	1/2"-13 x 1.5" threaded stem
ST2	1/2"-13 x 1" threaded stem
ST3	3/8"-16 x 1" threaded stem
ST4	3/8"-16 x 1-1/2" threaded stem
ST5	5/16"-18 x 1" threaded stem
ST6	Threaded stem M10 x 20 mm stem
ST7	Threaded stem M8 x 15 mm stem
ST75	M8 x 25 mm threaded stem
ST8	M12 x 25 mm threaded stem
ST9	1/2"-13 x 2-5/8" threaded stem
ST85	Threaded stem M12 x 20 mm
SX1	Expandable adaptor for 3/4" – 1" tube
SX2	Expandable adaptor for 1-1/8" – 1-1/4" tube
SX3	Expandable adaptor for 1-3/8" – 1-1/2" tube
SX4	Expandable adaptor for 1-5/8" – 1-3/4" tube
SG1	Friction ring stem 7/16" x 1-7/16"
SG2	Friction ring stem 7/16" x 1-7/8"
SG3	Friction ring stem 3/8" x 1"
SG4	Friction ring stem 5/16" x 1"
SG5	Friction ring stem 7/16" x 7/8"
SG6	Friction ring stem 0.865"
SG7	Friction ring stem 0.843" x 2-1/8"
SG8	Friction ring stem 12 mm x 20 mm


# Caster Section

Series	Description	Load Capacity	Page
<b>Series 1</b>	Light Duty Furniture Casters and Bed Rollers	up to 126 lbs	10
<b>Series 1X</b>	Stainless Steel Light Duty Furniture Casters 	up to 44 lbs	11
<b>Series 2</b>	Light Institutional Casters	up to 250 lbs	12
<b>Series 3</b>	Twin Wheel Nylon Chair Casters	up to 110 lbs	13
<b>Series 4</b>	Ball Style Casters	up to 80 lbs	14
<b>Series 5</b>	Light Duty Industrial Casters	up to 130 lbs	15
<b>Series 6</b>	Light Duty Industrial Casters	up to 175 lbs	16
<b>Series 7</b>	Light Duty Chrome Carpet Friendly Casters	up to 175 lbs	17
<b>Series 8</b>	Light Duty Industrial Ergonomic Wheel Casters	up to 440 lbs	18
<b>Series 9</b>	Dual Wheel Low Profile Casters	up to 1,320 lbs	19
<b>Series 10</b>	Black Powder Coated Business Machine Casters	up to 1,000 lbs	22
<b>Series 11</b>	Black Powder Coated Extreme Low Profile Business Machine Casters	up to 1,200 lbs	23
<b>Series 12</b>	Light Duty Casters	up to 350 lbs	24
<b>Series 12H</b>	Light Duty Casters	up to 330 lbs	36
<b>Series 12X</b>	Light Duty Stainless Steel Casters 	up to 300 lbs	38
<b>Series 13</b>	1.5" Wide Wheel Casters with Top Plate 14	up to 660 lbs	39
<b>Series 14X</b>	Light Duty Stainless Medical Casters 	up to 240 lbs	40
<b>Series 15X</b>	Stainless Medical Casters With Step on/off System 	up to 240 lbs	42
<b>Series 16</b>	Light Duty Chrome Plated Shock Absorbing Casters	up to 240 lbs	44

Series	Description	Load Capacity	Page
<b>Series 17</b>	Polymer Medical Casters	up to 240 lbs	45
<b>Series 18</b>	Twin Wheel Polymer Medical Casters	up to 330 lbs	46
<b>Series 19</b>	Air Cargo Casters	up to 440 lbs	47
<b>Series 20</b>	Shopping Cart Casters	up to 250 lbs	48
<b>Series 21</b>	Medium Duty Steel Casters	up to 1,250 lbs	49
<b>Series 21X</b>	Medium Duty Stainless Steel Casters 	up to 880 lbs	51
<b>Series 22</b>	Medium Shock Absorbing Casters	up to 500 lbs	52
<b>Series 23</b>	Heavy Duty Nylon Casters with Forged Top Plate	up to 2,200 lbs	53
<b>Series 24</b>	Precision Swivel Casters	up to 1,760 lbs	54
<b>Series 25</b>	Kingpinless Swivel Casters	up to 1,760 lbs	55
<b>Series 26</b>	Kingpinless Shock Absorbing Casters with Urethane Springs	up to 1,400 lbs	56
<b>Series 27</b>	Heavy Duty Kingpinless Casters and Aviation Caster	up to 7,200 lbs	57
<b>Series 27X</b>	Heavy Duty Kingpinless Casters, Stainless Steel 	up to 3,600 lbs	58
<b>Series 28</b>	Heavy Duty Kingpinless Shock Absorbing Casters	up to 3,000 lbs	59
<b>Series 29</b>	Heavy Duty Casters	up to 3,500 lbs	60
<b>Series 30</b>	Super Duty Dual Wheel Kingpinless Casters	up to 7,200 lbs	61
<b>Series 31</b>	Super Duty Easy Swivel Kingpinless	up to 7,700 lbs	62
<b>Series 32</b>	Super Duty Kingpinless With Tapered Wheel Bearings	up to 11,940 lbs	63

## Series 1

### Light Duty Furniture Casters and Bed Rollers

 40 - 126 lbs



**Furniture casters** are ideal for replacement of casters on bed frames, television stands, or any other household or office furniture. Available in a variety of fittings including plates, grip

neck stems, friction ring stems, or threaded stems to match the mounting type required by your furniture, these are available in a variety of finishes to match whatever cosmetic effect is desired.









Swivel casters	Rigid casters	Swivel casters with wheel brake	Wheel Ø [inch]	Wheel width [inch]	Load capacity [lbs]	Bearing type	Total height [inch]	Plate size [inch]	Bolt hole spacing [inch]	Bolt hole Ø [inch]	Stem Ø [inch]	Stem length [inch]	Swivel offset [inch]
<b>Black Soft Rubber* (bracket in gold finish)</b>													
P1S-R016G-P			1-5/8	11/16	70	Plain bore	2-5/16	2 x 1-13/16	1-9/16 x 1-3/16	3/16	-	-	5/8
P1S-R020G-P			2	3/4	80	Plain bore	2-3/4	2 x 1-13/16	1-9/16 x 1-3/16	3/16	-	-	1
<b>Polypropylene, Black</b>													
P1S-PB013G-P			1-1/4	1/2	40	Plain bore	1-9/16	1-3/4 x 1-1/8	7/8 x 1-5/16	3/16	-	-	1/2
P1S-PB016G-P			1-5/8	11/16	52	Plain bore	2-1/8	1-3/4 x 1-1/8	7/8 x 1-5/16	3/16	-	-	5/8
P1S-PB020G-P			2	3/4	60	Plain bore	2-9/16	2-3/16 x 1-7/8	1-3/4 x 1-3/8	3/16	-	-	29/32
<b>Polypropylene, White</b>													
P1S-PW013G-P			1-1/4	1/2	40	Plain bore	1-9/16	1-3/4 x 1-1/8	7/8 x 1-5/16	3/16	-	-	1/2
P1S-PW016G-P			1-5/8	11/16	52	Plain bore	2-1/8	1-3/4 x 1-1/8	7/8 x 1-5/16	3/16	-	-	5/8
P1S-PW020G-P			2	3/4	60	Plain bore	2-9/16	2-3/16 x 1-7/8	1-3/4 x 1-3/8	3/16	-	-	29/32
<b>Gray PVC on Polypropylene</b>													
P1S-VP020G-P	P1R-VP020G-P	P1S-VP020G-P-WB	2	3/4	44	Plain bore	2-5/8	1-15/16 x 2-5/8	1-3/8 x 2-1/32	7/32	-	-	29/32
<b>Bed Rollers, White Polypropylene**</b>													
	P1R-PW020G-SG	P1R-PW020G-SG-SB**	2	2-1/8	126	Plain bore	2-5/8	-	-	-	5/16	1-1/2	1/4
<b>Bed Rollers, Black Polypropylene**</b>													
	P1R-PB020G-SG	P1R-PB020G-SG-SB**	2	2-1/8	126	Plain bore	2-5/8	-	-	-	5/16	1-1/2	1/4

\* Black soft rubber casters with stem fittings are available in further wheel diameters 2-1/2", 3" and 4".

\*\* All bed rollers are only available as rigid casters with grip neck stem. Braked bed rollers have side brakes.

\*\*\* Bed rollers in special color 'faux wood' are also available with side brake (suffix -SB) and with low overall height 2-5/8" (suffix -001).

Options						
     						
With grip neck stem, stem Ø 5/16", stem length 1.5" With stem, ST1: Ø 1/2, length 1.5, type 1/2-13" ST4: Ø 3/8, length 1.5, type 3/8-16" ST5: Ø 5/16, length 1, type 5/16-18" With stem, ST3: Ø 3/8", length 1", type 3/8-16" With friction ring stem, SG1: Ø 7/16", length 1-7/16" SG2: Ø 7/16", length 1-7/8" SG3: Ø 3/8", length 1" Bed rollers with grip neck stem Ø 5/16", length 1.5" and side brake ** Bed rollers with wheels in special color faux wood (tread code 'WP') ***						
Product code suffix	-SG	-ST1 / -ST4 / -ST5	-ST3	-SG1 / -SG2 / -SG3	-SG / -SG-SB	
Available for	soft rubber, polypropylene	soft rubber	PVC	soft rubber, polypropylene	bed rollers with wheel Ø 2"	bed rollers with wheel Ø 2"

## Series 1X

### Stainless Steel Light Duty Furniture Casters



 44 lbs



**Furniture casters** are ideal for replacement of casters on bed frames, television stands, or any other household or office furniture. Stainless steel furniture casters are ideal

for **stainless steel** furniture or an environment where corrosion is a problem.

White Nylon,  
Stainless Steel



Gray TPR  
on Black PP,  
Stainless Steel



Gray PU on  
Black PP,  
Stainless Steel



Swivel casters	Rigid casters	Swivel casters with wheel brake	Wheel Ø [inch]	Wheel width [inch]	Load capacity [lbs]	Bearing type	Total height [inch]	Plate size [inch]	Bolt hole spacing [inch]	Bolt hole Ø [inch]	Swivel offset [inch]
<b>White Nylon, Stainless Steel</b>											
P1SX-N020G-P	P1RX-N020G-P	P1SX-N020G-P-WB	2	3/4	44	Plain bore	2-5/8	1-3/4x2-5/8	1x2-1/8	5/16	29/32
<b>Gray PU on Black Polypropylene, Stainless Steel</b>											
P1SX-UP020G-P	P1RX-UP020G-P	P1SX-UP020G-P-WB	2	3/4	44	Plain bore	2-5/8	1-3/4x2-5/8	1x2-1/8	5/16	29/32
<b>Gray TPR on Black Polypropylene, Stainless Steel</b>											
P1SX-RP020G-P	P1RX-RP020G-P	P1SX-RP020G-P-WB	2	3/4	44	Plain bore	2-5/8	1-3/4x2-5/8	1x2-1/8	5/16	29/32

#### Options



With stainless steel stem  
ST3: Ø 3/8", length 1", type 3/8-16"  
ST6: Ø 10 mm, length 20 mm, type M10


With stainless steel stem and wheel brake  
ST3: Ø 3/8", length 1", type 3/8-16"  
ST6: Ø 10 mm, length 20 mm, type M10

Product code suffix	-ST3 / -ST6	-ST3-WB / -ST6-WB
Available for	-ST3 for all, -ST6 for PU and TPR	-ST3-WB for all, -ST6-WB for PU and TPR

## Series 2

### Light Duty Institutional Casters



 45 - 250 lbs

An **economic solution** to your mobility needs, the 2 Series casters come in three wheel options designed to fit the right capacity and features at the right price.

Black  
Polypropylene



Silver  
Cast Iron



Black  
Soft Rubber




Swivel casters	Rigid casters	Swivel casters with side brake	Wheel Ø [inch]	Wheel width [inch]	Load capacity [lbs]	Bearing type	Total height [inch]	Plate size swivel caster [inch]	Plate size rigid caster [inch]	Bolt hole spacing swivel [inch]	Bolt hole spacing rigid [inch]	Bolt hole Ø [inch]	Swivel offset [inch]
<b>Black Polypropylene</b>													
P2S-PB020G-P	P2R-PB020G-P		2	13/16	125	Plain bore	2-1/2	1-7/8 x 2-9/16	1-1/2 x 2-21/32	15/16 x 2-1/8	15/16 x 2-1/8	1/4	13/16
P2S-PB025G-P	P2R-PB025G-P		2-1/2	1-1/8	175	Plain bore	3-1/4	2-3/4 x 3-7/8	2-1/8 x 4-3/8	1-3/4 x 3	1-1/16 x 3-1/2	5/16	1
P2S-PB030G-P	P2R-PB030G-P		3	1-1/4	210	Plain bore	3-3/16	3-1/8 x 4-1/8	2-5/16 x 4-7/8	2-3/8 x 3-3/8	1-3/16 x 4	5/16	1-1/8
P2S-PB040G-P	P2R-PB040G-P		4	1-3/8	250	Plain bore	5	4 x 5-1/8	3-1/16 x 6-1/8	3 x 4	1-3/4 x 5	3/8	1-7/16
<b>Silver Cast Iron</b>													
P2S-C020G-P	P2R-C020G-P		2	13/16	125	Plain bore	2-1/2	1-7/8 x 2-9/16	1-1/2 x 2-21/32	15/16 x 2-1/8	15/16 x 2-1/8	1/4	13/16
P2S-C025G-P	P2R-C025G-P		2-1/2	1-1/8	175	Plain bore	3-1/4	2-3/4 x 3-7/8	2-1/8 x 4-3/8	1-3/4 x 3	1-1/16 x 3-1/2	5/16	1
P2S-C030G-P	P2R-C030G-P		3	1-1/4	210	Plain bore	3-3/16	3-1/8 x 4-1/8	2-5/16 x 4-7/8	2-3/8 x 3-3/8	1-3/16 x 4	5/16	1-1/8
P2S-C040G-P	P2R-C040G-P		4	1-3/8	250	Plain bore	5	4 x 5-1/8	3-1/16 x 6-1/8	3 x 4	1-3/4 x 5	3/8	1-7/16
<b>Soft Rubber</b>													
P2S-R013G-P	P2R-R013G-P		1-1/4	1/2	45	Plain bore	1-3/4	7/8 x 1-7/16	7/8 x 1-7/16	1-1/8 x 1-1/8	1-1/8 x 1-1/8	1/8	3/8
P2S-R015G-P	P2R-R015G-P		1-1/2	5/8	55	Plain bore	2	1 x 1-13/16	1 x 1-13/16	9/16 x 1-7/16	9/16 x 1-7/16	7/32	1/2
P2S-R020G-P	P2R-R020G-P	P2S-R020G-P-SB	2	13/16	125	Plain bore	2-1/2	1-7/8 x 2-9/16	1-1/2 x 2-21/32	15/16 x 2-1/8	15/16 x 2-1/8	1/4	13/16
P2S-R025G-P	P2R-R025G-P	P2S-R025G-P-SB	2-1/2	1-1/8	175	Plain bore	3-1/4	2-3/4 x 3-7/8	2-1/8 x 4-3/8	1-3/4 x 3	1-1/16 x 3-1/2	5/16	1
P2S-R030G-P	P2R-R030G-P	P2S-R030G-P-SB	3	1-1/4	210	Plain bore	3-3/16	3-1/8 x 4-1/8	2-5/16 x 4-7/8	2-3/8 x 3-3/8	1-3/16 x 4	5/16	1-1/8
P2S-R040G-P	P2R-R040G-P	P2S-R040G-P-SB	4	1-3/8	250	Plain bore	5	4 x 5-1/8	3-1/16 x 6-1/8	3 x 4	1-3/4 x 5	3/8	1-7/16




**Series 3**  
**Twin Wheel Nylon Chair Casters**



 40 - 100 lbs

Featuring an all **nylon body and wheel construction**, the 3 Series offers you an economical mobility solution ideal for a variety of lighter duty applications. This series is available in a

variety of size and fastening options, helping you easily find the perfect caster for your mobile application. This series also features an optional brake model that is available in all three sizes.

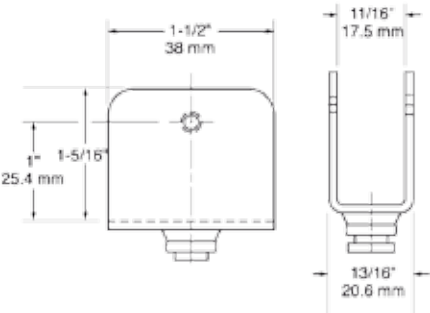


Swivel casters	Swivel casters with wheel brake	Wheel Ø [mm]	Load capacity [lbs]	Bearing type	Total height [mm]	Plate size swivel caster [inch]	Bolt hole spacing [inch]	Bolt hole Ø [inch]	Swivel offset [inch]
<b>Black Nylon</b>									
P3S-NB40G-P	P3S-NB40G-P-WB	40	40	Plain bore	56	1-1/2 x 1-1/2	1 x 1	3/16	1-11/16
P3S-NB50G-P	P3S-NB50G-P-WB	50	75	Plain bore	65	1-1/2 x 1-1/2	1 x 1	3/16	2
P3S-NB60G-P	P3S-NB60G-P-WB	60	100	Plain bore	71	1-1/2 x 1-1/2	1 x 1	3/16	2-3/4
<b>Polyurethane*</b>									
P3S-UN50G-P		50	75	Plain bore	65	1-1/2 x 1-1/2	1 x 1	3/16	2

\* also available with grip neck stem

**SERIES 3**

Twin Wheel Casters U rig stem, dimensions:




Options					
					
	With grip neck stem SG: Ø 5/16, length 1.5"	With grip neck stem and wheel brake (SG: Ø 5/16, length 1.5)	With friction ring stem SG1: Ø 7/16, length 7/8 SG4: Ø 5/16, length 1	With friction ring stem and wheel brake	With U-rig-stem
Product code suffix	-SG	-SG-WB	-SG1 / -SG4	-SG1-WB	-SU
Available for	all	all	wheel Ø 50 mm	wheel Ø 50 mm	wheel Ø 40 mm and 50 mm
					With stem M8 x 15 (-ST7) or M8 x 25 (-ST75)
					-ST7 / -ST75

# Series 4

## Ball Style Casters




 75 - 80 lbs


The 4 Series has been a long time popular favorite for many **seating and furniture manufacturers**. With its hooded spherical design and variety of decorative finish

options, this spherical caster series will give your product the clean decorative look you intended for it. This Series is available in a variety of finish and fastening options.


Bright Brass Finish (BF)



Chrome Finish (CF)






Antique Brass Finish (AF)



Swivel casters		Wheel Ø [inch]	Wheel width [inch]	Load capacity [lbs]	Bearing type	Total height [inch]	Plate size swivel caster [inch]	Bolt hole spacing [inch]	Bolt hole Ø [inch]	Swivel offset [inch]
Black Polypropylene (PP) with Plate										
P4S-PB016G-P-BF	(Bright Brass Finish)	1-5/8	1-5/8	75	Plain bore	2-5/16	1-3/16 x 2	1 x 1	3/16	15/16
P4S-PB020G-P-AF	(Antique Brass Finish)	2	2	80	Plain bore	2-5/8	1-1/2 x 2-1/8	1 x 1	3/16	1-1/4
P4S-PB020G-P-CF	(Chrome Finish)	2	2	80	Plain bore	2-5/8	1-1/2 x 2-1/8	1 x 1	3/16	1-1/4

Options




	With grip neck stem in bright brass finish, stem Ø 5/16", length 1-1/2"	With grip neck stem in chrome finish, stem Ø 5/16", length 1-1/2"	With friction ring stem in chrome finish SG1: 7/16"x1-7/16" SG3: 10x25mm, SG5: 7/16"x7/8"
Product code suffix	-SG-BF	-SG-CF	-SG1-CF / -SG3-CF / -SG5-CF
Available for	all	wheel Ø 2"	wheel Ø 2"

## Series 5

### Light Duty Industrial Casters



 75 - 130 lbs

The 5 Series is an **exceptional light duty caster** featuring economical plain bore wheels in a variety of tread types to best fit your application. From black polypropylene for use


on carpets to quite operating urethane or thermoplastic rubber treads or even economical solid black rubber, there is a wheel for every application and price point. Mounting

options are various and an easy to operate side brake is available with every wheel and mounting option two inches and larger.



Swivel casters	Rigid casters	Swivel casters with side brake	Wheel Ø [inch]	Wheel width [inch]	Load capacity [lbs]	Bearing type	Total height [inch]	Plate size swivel caster [inch]	Bolt hole spacing [inch]	Bolt hole Ø [inch]	Swivel offset [inch]
<b>Gray Polyurethane on Black Polypropylene</b>											
P5S-UP020G-P	P5R-UP020G-P	P5S-UP020G-P-SB	2	13/16	90	Plain bore	2-5/8	2-5/8 x 1-3/4	2-1/8 x 31/32	9/32	3/4
P5S-UP025G-P	P5R-UP025G-P	P5S-UP025G-P-SB	2-1/2	13/16	95	Plain bore	3-1/8	2-5/8 x 1-3/4	2-1/8 x 31/32	9/32	15/16
P5S-UP030G-P	P5R-UP030G-P	P5S-UP030G-P-SB	3	13/16	120	Plain bore	3-1/2	2-5/8 x 1-3/4	2-1/8 x 31/32	9/32	13/16
P5S-UP040G-12	P5R-UP040G-12	P5S-UP040G-12-SB	4	15/16	130	Plain bore	4-7/8	3-5/8 x 2-1/2	2-7/8 x 1-3/4	5/16	1-5/16
<b>Black Polypropylene</b>											
P5S-PB016G-P	P5R-PB016G-P		1-5/8	11/16	75	Plain bore	2-5/16	2-5/8 x 1-3/4	2-1/8 x 31/32	9/32	3/4
P5S-PB020G-P	P5R-PB020G-P	P5S-PB020G-P-SB	2	13/16	90	Plain bore	2-5/8	2-5/8 x 1-3/4	2-1/8 x 31/32	9/32	3/4
P5S-PB025G-P	P5R-PB025G-P	P5S-PB025G-P-SB	2-1/2	13/16	95	Plain bore	3-1/8	2-5/8 x 1-3/4	2-1/8 x 31/32	9/32	15/16
P5S-PB030G-P	P5R-PB030G-P	P5S-PB030G-P-SB	3	13/16	120	Plain bore	3-1/2	2-5/8 x 1-3/4	2-1/8 x 31/32	9/32	13/16
P5S-PB040G-12	P5R-PB040G-12	P5S-PB040G-12-SB	4	15/16	130	Plain bore	4-7/8	3-5/8 x 2-1/2	2-7/8 x 1-3/4	5/16	1-5/16
<b>Gray TPR on Black Polypropylene</b>											
P5S-RP020G-P	P5R-RP020G-P	P5S-RP-020G-P-SB	2	13/16	90	Plain bore	2-5/8	2-5/8 x 1-3/4	2-1/8 x 31/32	9/32	3/4
P5S-RP025G-P	P5R-RP025G-P	P5S-RP025G-P-SB	2-1/2	13/16	95	Plain bore	3-1/8	2-5/8 x 1-3/4	2-1/8 x 31/32	9/32	15/16
P5S-RP030G-P	P5R-RP030G-P	P5S-RP030G-P-SB	3	13/16	120	Plain bore	3-1/2	2-5/8 x 1-3/4	2-1/8 x 31/32	9/32	13/16
P5S-RP040G-12	P5R-RP040G-12	P5S-RP040G-12-SB	4	15/16	130	Plain bore	4-7/8	3-5/8 x 2-1/2	2-7/8 x 1-3/4	5/16	1-5/16
<b>Black Rubber</b>											
P5S-R016G-P	P5R-R016G-P		1-5/8	11/16	75	Plain bore	2-5/16	2-5/8 x 1-3/4	2-1/8 x 31/32	9/32	3/4
P5S-R020G-P	P5R-R020G-P	P5S-R-020G-P-SB	2	13/16	90	Plain bore	2-5/8	2-5/8 x 1-3/4	2-1/8 x 31/32	9/32	3/4
P5S-R025G-P	P5R-R025G-P	P5S-R025G-P-SB	2-1/2	13/16	95	Plain bore	3-1/8	2-5/8 x 1-3/4	2-1/8 x 31/32	9/32	15/16
P5S-R030G-P	P5R-R030G-P	P5S-R030G-P-SB	3	13/16	120	Plain bore	3-1/2	2-5/8 x 1-3/4	2-1/8 x 31/32	9/32	13/16
P5S-R040G-12	P5R-R040G-12	P5S-R040G-12-SB	4	15/16	130	Plain bore	4-7/8	3-5/8 x 2-1/2	2-7/8 x 1-3/4	5/16	1-5/16

#### Options




	With threaded stem (ST1: 1/2-13x1.5", ST2: 1/2-13x1", ST3: 3/8-16x1", ST4: 3/8-16 x 1.5", ST5: 5/16-18x1")	With threaded stem and side brake (stem dimensions see left column)	With friction ring stem (7/16" x 1-7/16")	With friction ring stem and side brake. Stem SG1: 7/16" x 1-7/16"
Product code suffix	-ST1 / -ST2 / -ST3 / -ST4 / -ST5	-ST1-SB / -ST2-SB / -ST3-SB / -ST4-SB / -ST5-SB	-SG1	-SG1-SB
Available for	all PU, PP, TPR, soft rubber	all PU, all TPR for PP and soft rubber with wheel Ø 2", 2-1/2", 3" and 4"	TPR with wheel Ø 2" and 3"	TPR with wheel Ø 2" and 3"

## Series 6

### Light Duty Industrial Casters



 90 - 175 lbs

Featuring precision ball bearings in the three inch and larger wheels, the 6 Series also includes **aesthetic and easy to keep clean thread guards** on all wheels.

Available with plate mounts, or hollow kingpin "bolt hole" mounts allowing use of any bolt type desired, optional grip neck and friction ring stems can also be used. Solid elastic

blue gray rubber tires or thermoplastic rubber tires are available.

Blue Gray  
Rubber on  
Gray PP



Gray TPR on  
Gray PP



Swivel casters with plate	Swivel casters with plate and total lock	Wheel Ø [inch]	Wheel width [inch]	Load capacity [lbs]	Bearing type	Total height [inch]	Plate size swivel caster [inch]	Bolt hole spacing [inch]	Bolt hole Ø [inch]	Swivel offset [inch]
<b>Blue Gray Rubber on Gray PP</b>										
P6S-GP020G-P	P6S-GP020G-P-TB	2	11/16	90	Plain	2-13/16	2-1/8 x 2-1/8	1-9/16 x 1-9/16	1/4	1
P6S-GP030K-P	P6S-GP030K-P-TB	3	7/8	125	Precision ball	4-1/8	2-3/8 x 2-3/8	1-57/64/1-1/2 x 1-57/64/1-1/2	1/4	1-3/8
P6S-GP040K-P	P6S-GP040K-P-TB	4	15/16	155	Precision ball	4-59/64	2-3/8 x 2-3/8	1-57/64/1-1/2 x 1-57/64/1-1/2	1/4	1-3/8
P6S-GP050K-P	P6S-GP050K-P-TB	5	15/16	175	Precision ball	6	2-3/8 x 2-3/8	1-57/64/1-1/2 x 1-57/64/1-1/2	1/4	1-3/8
<b>Gray TPR on Gray PP</b>										
P6S-RP020G-P	P6S-RP020G-P-TB	2	11/16	90	Plain	2-13/16	2-1/8 x 2-1/8	1-9/16 x 1-9/16	1/4	1
P6S-RP030K-P	P6S-RP030K-P-TB	3	7/8	125	Precision ball	4-1/8	2-3/8 x 2-3/8	1-57/64/1-1/2 x 1-57/64/1-1/2	1/4	1-3/8
P6S-RP040K-P	P6S-RP040K-P-TB	4	15/16	155	Precision ball	4-59/64	2-3/8 x 2-3/8	1-57/64/1-1/2 x 1-57/64/1-1/2	1/4	1-3/8
P6S-RP050K-P	P6S-RP050K-P-TB	5	15/16	175	Precision ball	6	2-3/8 x 2-3/8	1-57/64/1-1/2 x 1-57/64/1-1/2	1/4	1-3/8

Swivel casters with hollow kingpin	Swivel casters, hollow kingpin and total lock	Wheel Ø [inch]	Wheel width [inch]	Load capacity [lbs]	Bearing type	Total height [inch]	Bolt hole Ø [inch]	Swivel offset [inch]
<b>Blue Gray Rubber on Gray PP</b>								
P6S-GP020G-H	P6S-GP020G-H-TB	2	11/16	90	Plain	2-13/16	25/64	1
P6S-GP030K-H	P6S-GP030K-H-TB	3	7/8	125	Precision ball	4-1/8	13/32	1-3/8
P6S-GP040K-H	P6S-GP040K-H-TB	4	15/16	155	Precision ball	4-59/64	13/32	1-3/8
P6S-GP050K-H	P6S-GP050K-H-TB	5	15/16	175	Precision ball	6	13/32	1-3/8
<b>Gray TPR on Gray PP</b>								
P6S-RP020G-H	P6S-RP020G-H-TB	2	11/16	90	Plain	2-13/16	25/64	1
P6S-RP030K-H	P6S-RP030K-H-TB	3	7/8	125	Precision ball	4-1/8	13/32	1-3/8
P6S-RP040K-H	P6S-RP040K-H-TB	4	15/16	155	Precision ball	4-59/64	13/32	1-3/8
P6S-RP050K-H	P6S-RP050K-H-TB	5	15/16	175	Precision ball	6	13/32	1-3/8

#### Options



With friction ring stem  
SG1: 7/16 x 1-7/16"




With friction ring stem  
and total lock.  
SG1: 7/16 x 1-7/16"

Product code suffix	-SG1	-SG1-TB
Available for	rubber and TPR wheels	rubber and TPR wheels

## Series 7

### Light Duty Chrome Carpet Friendly Casters



 125 - 175 lbs

The 7 Series combines **maximum performance and design** all in one caster series, equipping your office chair or medical stand with the ultimate mobility product.

**Highly polished chrome** details the smooth stylish design of this series featuring neoprene wheels, a variety of fastenings, and an optional tread brake -

you will be sure to find the perfect caster for your product.

Round Tread  
Neoprene



Swivel casters with plate	Swivel casters with plate and total lock	Wheel Ø [inch]	Wheel width [inch]	Load capacity [lbs]	Bearing type	Total height [inch]	Plate size swivel caster [inch]	Bolt hole spacing [inch]	Bolt hole Ø [inch]	Swivel offset [inch]
<b>Round Tread Neoprene</b>										
P7S-SRP020K-P	P7S-SRP020K-P-TB	2	1	125	Precision ball	3	1-1/4 x 2-3/8	13/16 x 1-1/4	3/16	15/16
P7S-SRP030K-P	P7S-SRP030K-P-TB	3	1	175	Precision ball	4-1/8	2-1/2 x 3-5/8	1-3/4 x 2-3/4 to 3-1/8	5/16	1-1/4

Swivel casters with hollow kingpin	Swivel casters, hollow kingpin and total lock	Wheel Ø [inch]	Wheel width [inch]	Load capacity [lbs]	Bearing type	Total height [inch]	Bolt hole Ø [mm]	Swivel offset [inch]
<b>Round Tread Neoprene</b>								
P7S-SRP020K-H	P7S-SRP020K-H-TB	2	1	125	Precision ball	2-13/16	12 mm	15/16
P7S-SRP030K-H	P7S-SRP030K-H-TB	3	1	175	Precision ball	4	12 mm	1-1/4


#### Options



	With friction ring stem (7/16" x 7/8")	With friction ring stem and total lock. SG5: 7/16" x 7/8"	With threaded stem (3/8"-16NC x 1")	With threaded stem and total lock. ST3: 3/8"-16NC x 1"
<b>Product code suffix</b>	<b>-SG5</b>	<b>-SG5-TB</b>	<b>-ST3</b>	<b>-ST3-TB</b>
Available for	all	all	all	all

## Series 8

### Light Duty Industrial Ergonomic Wheel Casters

 175- 440 lbs



These casters are designed for **durability, quiet operation, and optimal ergonomics**. Featuring a sandwich wheel with a strong, solid, easy rolling nylon core and tread with a rubber shock and sound absorbing layer, or a blue

elastic rubber shock absorbing and easy to roll tread, both of these wheels are ideal for the entertainment industry, trucking crate industry, or anyone who wants casters that are exceptionally strong, quiet to operate, isolate the load

from any bumps or rough handling, and can handle the rigors of repeated thresholds and truck transit.

Blue Sandwich  
Wheel



Elastic Blue  
Rubber



Swivel casters	Rigid casters	Swivel casters with total lock (assembly)	Wheel Ø [inch]	Wheel width [inch]	Load capacity [lbs]	Bearing type	Total height [inch]	Plate size swivel caster [inch]	Bolt hole spacing [inch]	Bolt hole Ø [inch]	Swivel offset [inch]
<b>Blue Sandwich Wheel</b>											
P8S-SW040R-P	P8R-SW040R-P	P8S-SW040R-P-TB	4	1-3/8	330	Roller	5-1/4	3-7/8 x 3-1/8	3-1/8 x 2-3/8	11/32	1-3/8
P8S-SW040R-P-001	P8R-SW040R-P-001	P8S-SW040R-P-TB-001	4	1-3/8	330	Roller	4-15/16	3-7/8 x 3-1/8	3-1/8 x 2-3/8	11/32	1-3/8
P8S-SW050R-P	P8R-SW050R-P	P8S-SW050R-P-TB	5	1-3/8	440	Roller	6-1/4	4-1/8 x 3-3/8	3-1/8 x 3-1/16	11/32	1-3/8
P8S-SW050R-P-001	P8R-SW050R-P-001	P8S-SW050R-P-TB-001	5	1-3/8	440	Roller	6-1/8	4-1/8 x 3-3/8	3-1/8 x 3-1/16	11/32	1-3/8
<b>Elastic Blue Rubber</b>											
P8S-EP032R-P	P8R-EP032R-P	P8S-EP032R-P-TB	3.2	1-3/8	175	Roller	4-7/16	3-7/8 x 3-1/8	3-1/8 x 2-3/8	11/32	1-9/16
P8S-EP040R-P	P8R-EP040R-P	P8S-EP040R-P-TB	4	1-3/8	265	Roller	5-1/4	3-7/8 x 3-1/8	3-1/8 x 2-3/8	11/32	1-3/8
P8S-EP040R-P-001	P8R-EP040R-P-001	P8S-EP040R-P-TB-001	4	1-3/8	265	Roller	4-15/16	3-7/8 x 3-1/8	3-1/8 x 2-3/8	11/32	1-3/8
P8S-EP050R-P	P8R-EP050R-P	P8S-EP050R-P-TB	5	1-3/8	330	Roller	6-1/4	4-1/8 x 3-3/8	3-1/8 x 3-1/16	11/32	1-3/8
P8S-EP050R-P-001	P8R-EP050R-P-001	P8S-EP050R-P-TB-001	5	1-3/8	330	Roller	6-1/8	4-1/8 x 3-3/8	3-1/8 x 3-1/16	11/32	1-3/8

001 = Optional height.

#### Options




Brake with black nylon  
pedal

Product code suffix	<b>-TB-002</b>
Available for	Elastic blue rubber wheels with Ø 4" and 5"

## Series 9

### Rubber Dual Wheel Low Profile Casters

 145 - 330 lbs



This series offers **maximum load capacity with maximum maneuverability**. The dual wheels allow **easy pivoting and turning**, even on soft surfaces such as **carpet**.

The various finishes and wheels available ensure that the correct caster can be used to meet any aesthetic need. A variety of mounting types and wheel types are available to

best meet the requirements of any application requiring low caster height and maximum caster performance.

Gray Soft Rubber, Antique Finish



Gray Hard Rubber, Antique Finish



Gray Rubber, Levelling Foot, Black E-coated



Gray Rubber, Chrome Finish



Swivel casters with plate	Rigid casters	Wheel Ø [inch]	Wheel width [inch]	Load capacity [lbs]	Bearing type	Total height [inch]	Plate size swivel caster [inch]	Bolt hole spacing [inch]	Bolt hole Ø [inch]	Swivel offset [inch]
<b>Gray Soft Rubber, Antique Brass Finish</b>										
P9S-SR020G-P-AF	P9R-SR020G-P-AF	2	13/16	155	Plain bore	2-3/4	3-5/8 x 2-9/16	2-15/16 x 1-3/4	21/64	7/8
<b>Gray Hard Rubber, Antique Brass Finish</b>										
P9S-HR020G-P-AF		2	13/16	210	Plain bore	2-3/4	3-5/8 x 2-9/16	2-15/16 x 1-3/4	21/64	7/8
<b>Gray Rubber on PP with Leveling Foot, Black E-coated Metal Rig</b>										
P9S-RP020K-P-001		2	13/16	175	Precision ball	2-29/32	3 x 2-21/32	1-5/8 / 2 x 2-3/8 / 2	1/4	1-1/2
<b>Gray Rubber, Chrome Finish</b>										
P9S-SR020K-P-CF	P9R-SR020K-P-CF	2	13/16	145	Precision ball	2-3/4	2-1/2 x 3-5/8	1-3/4 x 2-3/4 / 3	5/16	1-1/4
P9S-SR025K-P-CF	P9R-SR025K-P-CF	2.5	1	330	Precision ball	3-7/8	2-1/2 x 3-5/8	1-3/4 x 2-3/4 / 3	5/16	1-1/4

Gray Rubber with plate



Gray Rubber with plate and kingpin



Swivel casters with plate	Swivel casters with plate and kingpin	Wheel Ø [inch]	Wheel width [inch]	Load capacity [lbs]	Bearing type	Total height [inch]	Plate size swivel caster [inch]	Bolt hole spacing [inch]	Bolt hole Ø [inch]	Swivel offset [inch]
<b>Crown Tread Gray Soft Rubber on Black PP (for Catering Trolleys)</b>										
P9S-SRP030K-P	P9S-SRP030K-P-TB-001	3	7/8	220	Precision ball	4-1/16	2 x 2-3/4	2 / 2-1/4 x 1-5/8	7/32	1-1/16

Gray Rubber, hollow kingpin



Gray Rubber, hollow kingpin, total lock brake




Swivel casters with hollow kingpin	Swivel casters, hollow kingpin and total lock	Wheel Ø [inch]	Wheel width [inch]	Load capacity [lbs]	Bearing type	Total height [inch]	Bolt hole Ø [inch]	Swivel offset [inch]
<b>Crown Tread Gray Soft Rubber on Black PP</b>								
P9S-SRP020K-H	P9S-SRP020K-H-TB	2	13/16	175	Precision ball	3	1/2	1-5/16



## Series 9

### Nylon and PP Dual Wheel Low Profile Casters



 255 - 1,320 lbs

This series offers **maximum load capacity with maximum maneuverability**. The dual wheels allow easy pivoting and turning, even on soft surfaces such as carpet.

The various finishes and wheels available ensure that the correct caster can be used to meet any aesthetic need. A variety of mounting types and wheel types are available

to best meet the requirements of any application requiring low caster height and maximum caster performance.

Black Nylon



Blue Machined  
Extruded Nylon



Swivel casters with plate	Rigid casters	Wheel Ø [inch / mm]	Wheel width [inch / mm]	Load capacity [lbs]	Bearing type	Total height [inch / mm]	Plate size swivel caster [inch / mm]	Bolt hole spacing [inch / mm]	Bolt hole Ø [inch]	Swivel offset [inch]
<b>Black Nylon</b>										
P9S-NB025G-P	P9R-NB025G-P	2-1/2"	13/16"	330	Plain	3-1/2"	3 x 3-5/8"	1-3/4 x 2-3/4 / 3"	5/16"	1"
<b>Blue Machined Extruded Nylon</b>										
P9S-NL42K-P	P9R-NL42K-P	42 mm	18 mm	880	Precision ball	3"	84 x 84 mm	64 x 64 mm	M8	1/2"
P9S-NL57K-P	P9R-NL57K-P	57 mm	23 mm	1,100	Precision ball	3-5/8"	100 x 100 mm	78 x 78 mm	M10	9/16"
P9S-NL65K-P	P9R-NL65K-P	65 mm	23 mm	1,320	Precision ball	4"	100 x 100 mm	78 x 78 mm	M10	9/16"

White  
Polypropylene




Rigid casters with stem	Wheel Ø [inch]	Wheel width [inch]	Load capacity [lbs]	Bearing type	Total height [inch]	Stem Ø [inch]	Stem length [inch]	Thread type [inch]
<b>White Polypropylene</b>								
P9R-PW009G-ST5	0.875		255	Plain	1-1/5	5/16	7/8	5/16-18



## Series 9

### TPR Dual Wheel Low Profile Casters



 220 lbs

This series offers **maximum load capacity with maximum maneuverability**. The dual wheels allow easy pivoting and turning, even on soft surfaces such as carpet.

The various finishes and wheels available ensure that the correct caster can be used to meet any aesthetic need. A **variety of mounting types** and wheel types are available

to best meet the requirements of any application requiring low caster height and maximum caster performance.

Gray TPR,  
top plate



Gray TPR,  
top plate,  
total lock brake



Swivel casters with plate	Swivel casters with plate and total lock	Wheel Ø [inch]	Wheel width [inch]	Load capacity [lbs]	Bearing type	Total height [inch]	Plate size swivel caster [inch]	Bolt hole spacing [inch]	Bolt hole Ø [inch]	Swivel offset [inch]
<b>Gray TPR</b>										
P9S-RP030K-P	P9S-RP030K-P-TB	3	7/8	220	Precision ball	4-1/16	2-1/2 x 3-5/8	1-3/4 x 2-7/8	5/16	1-1/16

Gray TPR,  
hollow kingpin



Gray TPR,  
hollow kingpin,  
total lock brake



Swivel casters with hollow kingpin	Swivel casters, hollow kingpin and total lock	Wheel Ø [inch]	Wheel width [inch]	Load capacity [lbs]	Bearing type	Total height [inch]	Bolt hole Ø [inch]	Swivel offset [inch]
<b>Gray TPR</b>								
P9S-RP030K-H	P9S-RP030K-H-TB	3	7/8	220	Precision ball	4-1/16	1/2	1-1/4

Gray TPR,  
stem



Gray TPR,  
stem and total  
lock brake




Swivel casters with stem	Swivel casters with stem and total lock	Wheel Ø [inch]	Wheel width [inch]	Load capacity [lbs]	Bearing type	Total height [inch]	Stem Ø [mm]	Stem length [mm]	Swivel offset [inch]
<b>Gray TPR</b>									
P9S-RP030K-S	P9S-RP030K-S-TB	3	7/8	220	Precision ball	4-1/16	18 mm	45 mm	1-1/4

# Series 10

## Black Powder Coated Business Machine Casters




 550 - 1,000 lbs


The ideal caster for **vending equipment, office equipment**, or any location where a low profile and attractive caster is required. This caster features high load ratings

and a black e-coated finish to better blend in with vending machines or other equipment where low heights yet easy mobility are required


Yellow PU on Aluminum




Black Polypropylene



Black Fiberglass Nylon



Zinc Plated, Black Fiberglass Nylon



Swivel casters	Rigid casters	Swivel casters with wheel brake	Wheel Ø [inch]	Wheel width [inch]	Load capacity [lbs]	Bearing type	Total height [inch]	Plate size swivel caster [inch]	Bolt hole spacing [inch]	Bolt hole Ø [inch]	Swivel offset [inch]
Flat Tread Yellow PU on Aluminum											
P10S-UA030K-P	P10R-UA030K-P	P10S-UA030K-P-WB	3	1-9/16	660	Precision ball	3-15/16	3-1/4 x 3-1/4	2-1/2 x 2-1/2	11/32	15/16
Black Polypropylene											
P10S-PB030K-P	P10R-PB030K-P	P10S-PB030K-P-WB	3	1-9/16	550	Precision ball	3-15/16	3-1/4 x 3-1/4	2-1/2 x 2-1/2	11/32	15/16
Black Fiberglass Nylon											
P10S-NG030K-P	P10R-NG030K-P	P10S-NG030K-P-WB	3	1-9/16	660	Precision ball	3-15/16	3-1/4 x 3-1/4	2-1/2 x 2-1/2	11/32	15/16
Zinc Plated High Capacity Caster with Black Fiberglass Nylon Wheel											
P10HS-NG030K-P-ZN			3	1-9/16	1,000	Precision ball	3-15/16	3-1/4 x 3-1/4	2-1/2 x 2-1/2	11/32	15/16

**Options**




	With total brake	With directional lock
Product code suffix	-TB	-DL
Available for	all	all




# Series 11

## Black Powder Coated Extreme Low Profile Business Machine Casters


 550 - 1,200 lbs

The 11 Series is ideal when you have a **heavy load with minimal height restrictions**. Strong, welded rigs hold polypropylene or fiberglass and nylon wheels all in caster concealing black. Frequently used on **vending equipment or office machinery**.


Black  
Fiberglass  
Nylon



Black  
Polypropylene



Yellow  
Polyurethane  
on Iron




Swivel casters with plate	Rigid casters	Wheel Ø [inch]	Wheel width [inch]	Load capacity [lbs]	Bearing type	Total height [inch]	Plate size swivel caster [inch]	Bolt hole spacing [inch]	Bolt hole Ø [inch]	Swivel offset [inch]
Black Polypropylene										
P11S-NG020R-P		2	1-13/16	550	Roller	3-3/32	3-5/16 x 4-1/4	2-1/2 x 3-29/64	3/8	57/64
Black Fiberglass Nylon										
P11S-PB025R-P	P11R-PB025R-P	2-1/2	1-13/16	550	Roller	3-29/32	3-5/16 x 4-1/8	2-3/8 x 3-3/8	5/16	13/16
Urethane Wheel										
P11S-UY030K-P-001		3	1-9/16	1,200	Precision Ball	3-15/16	3-1/4 x 3-1/4	2-1/2 x 2-1/2	11/32	15/16

SERIES 11

## Series 12

### Light Duty Casters with Gray PU on PP

 175 - 300 lbs



These casters feature durable, quiet, yet **strong gray polyurethane treads on a gray polypropylene core**. The plain bearings help keep the casters economical yet strong

enough for your every application. With four mounting options to choose from with or without a total lock brake, the correct caster exists for any application.

Swivel caster  
with plate



Rigid caster



Swivel caster  
with plate and  
total lock



Swivel casters with plate	Rigid casters	Swivel casters with plate and total lock	Wheel Ø [inch]	Wheel width [inch]	Load capacity [lbs]	Bearing type	Total height [inch]	Plate size swivel caster [inch]	Bolt hole spacing [inch]	Bolt hole Ø [inch]	Swivel offset [inch]
<b>Gray PU</b>											
P12S-UP030G-12	P12R-UP030G-12	P12S-UP030G-12-TB	3	1-1/4	175	Plain	4-1/4	2-1/2 x 3-5/8	1-3/4 x 2-13/16 to 3-1/16	5/16	1-5/16
P12S-UP040G-12	P12R-UP040G-12	P12S-UP040G-12-TB	4	1-1/4	240	Plain	5-1/8	2-1/2 x 3-5/8	1-3/4 x 2-13/16 to 3-1/16	5/16	1-1/4
P12S-UP050G-12	P12R-UP050G-12	P12S-UP050G-12-TB	5	1-1/4	300	Plain	6-3/16	2-1/2 x 3-5/8	1-3/4 x 2-13/16 to 3-1/16	5/16	1-1/2

Swivel caster,  
hollow kingpin



Swivel caster,  
hollow kingpin  
and total lock



Swivel casters with hollow kingpin	Swivel casters, hollow kingpin and total lock	Wheel Ø [inch]	Wheel width [inch]	Load capacity [lbs]	Bearing type	Total height [inch]	Bolt hole Ø [inch]	Swivel offset [inch]
<b>Gray PU</b>								
P12S-UP030G-H	P12S-UP030G-H-TB	3	1-1/4	175	Plain bore	4-1/4	1/2	1-5/16
P12S-UP040G-H	P12S-UP040G-H-TB	4	1-1/4	240	Plain bore	5-1/8	1/2	1-1/4
P12S-UP050G-H	P12S-UP050G-H-TB	5	1-1/4	300	Plain bore	6-3/16	1/2	1-1/2

Swivel caster  
with threaded  
stem




Swivel caster,  
threaded stem  
and total lock



Swivel casters with stem	Swivel casters with stem and total lock	Wheel Ø [inch]	Wheel width [inch]	Load capacity [lbs]	Bearing type	Total height [inch]	Stem Ø [inch]	Stem size [inch]	Stem length [inch]	Swivel offset [inch]
<b>Gray PU</b>										
P12S-UP030G-ST1	P12S-UP030G-ST1-TB	3	1-1/4	175	Plain bore	4-1/4	1/2	1/2-13	1-1/2	1-5/16
P12S-UP030G-ST2	P12S-UP030G-ST2-TB	3	1-1/4	175	Plain bore	4-1/4	1/2	1/2-13	1	1-5/16
P12S-UP040G-ST1	P12S-UP040G-ST1-TB	4	1-1/4	240	Plain bore	5-1/8	1/2	1/2-13	1-1/2	1-1/4
P12S-UP040G-ST2	P12S-UP040G-ST2-TB	4	1-1/4	240	Plain bore	5-1/8	1/2	1/2-13	1	1-1/4
P12S-UP050G-ST1	P12S-UP050G-ST1-TB	5	1-1/4	300	Plain bore	6-3/16	1/2	1/2-13	1-1/2	1-1/2
P12S-UP050G-ST2	P12S-UP050G-ST2-TB	5	1-1/4	300	Plain bore	6-3/16	1/2	1/2-13	1	1-1/2

## Series 12

### Light Duty Casters with Gray TPR on PP

 165 - 220 lbs



Swivel caster  
with plate



Rigid caster



Swivel caster  
with plate and  
total lock



Swivel casters with plate	Rigid casters	Swivel casters with plate and total lock	Wheel Ø [inch]	Wheel width [inch]	Load capacity [lbs]	Bearing type	Total height [inch]	Plate size swivel caster [inch]	Bolt hole spacing [inch]	Bolt hole Ø [inch]	Swivel offset [inch]
<b>Gray TPR</b>											
P12S-RP030G-12	P12R-RP030G-12	P12S-RP030G-12-TB	3	1-1/4	165	Plain	4-1/4	2-1/2 x 3-5/8	1-3/4 x 2-13/16 to 3-1/16	5/16	1-5/16
P12S-RP040G-12	P12R-RP040G-12	P12S-RP040G-12-TB	4	1-1/4	175	Plain	5-1/8	2-1/2 x 3-5/8	1-3/4 x 2-13/16 to 3-1/16	5/16	1-1/4
P12S-RP050G-12	P12R-RP050G-12	P12S-RP050G-12-TB	5	1-1/4	220	Plain	6-3/16	2-1/2 x 3-5/8	1-3/4 x 2-13/16 to 3-1/16	5/16	1-1/2

Swivel caster,  
hollow kingpin



Swivel caster,  
hollow kingpin,  
and total lock



Swivel casters with hollow kingpin	Swivel casters, hollow kingpin and total lock	Wheel Ø [inch]	Wheel width [inch]	Load capacity [lbs]	Bearing type	Total height [inch]	Bolt hole Ø [inch]	Swivel offset [inch]
<b>Gray TPR</b>								
P12S-RP030G-H	P12S-RP030G-H-TB	3	1-1/4	165	Plain bore	4-1/4	1/2	1-5/16
P12S-RP040G-H	P12S-RP040G-H-TB	4	1-1/4	175	Plain bore	5-1/8	1/2	1-1/4
P12S-RP050G-H	P12S-RP050G-H-TB	5	1-1/4	220	Plain bore	6-3/16	1/2	1-1/2

Swivel caster  
with  
threaded stem



Swivel caster,  
threaded stem  
and total lock




Swivel casters with stem	Swivel casters with stem and total lock	Wheel Ø [inch]	Wheel width [inch]	Load capacity [lbs]	Bearing type	Total height [inch]	Stem Ø [inch]	Stem size [inch]	Stem length [inch]	Swivel offset [inch]
<b>Gray TPR</b>										
P12S-RP030G-ST1	P12S-RP030G-ST1-TB	3	1-1/4	165	Plain bore	4-1/4	1/2	1/2-13	1-1/2	1-5/16
P12S-RP030G-ST2	P12S-RP030G-ST2-TB	3	1-1/4	165	Plain bore	4-1/4	1/2	1/2-13	1	1-5/16
P12S-RP040G-ST1	P12S-RP040G-ST1-TB	4	1-1/4	175	Plain bore	5-1/8	1/2	1/2-13	1-1/2	1-1/4
P12S-RP040G-ST2	P12S-RP040G-ST2-TB	4	1-1/4	175	Plain bore	5-1/8	1/2	1/2-13	1	1-1/4
P12S-RP050G-ST1	P12S-RP050G-ST1-TB	5	1-1/4	220	Plain bore	6-3/16	1/2	1/2-13	1-1/2	1-1/2
P12S-RP050G-ST2	P12S-RP050G-ST2-TB	5	1-1/4	220	Plain bore	6-3/16	1/2	1/2-13	1	1-1/2

## Series 12

### Light Duty Casters with Round Red PU



 220 - 350 lbs

These casters feature durable, quiet, yet **strong red polyurethane treads on a gray polypropylene core**. The combination of the rounded tread profile and the

precision ball bearings make this an exceptional ergonomic solution.

Swivel caster  
with plate



Rigid caster



Swivel caster  
with plate and  
total lock




Swivel casters with plate	Rigid casters	Swivel casters with plate and total lock	Wheel Ø [inch]	Wheel width [inch]	Load capacity [lbs]	Bearing type	Total height [inch]	Plate size swivel caster [inch]	Bolt hole spacing [inch]	Bolt hole Ø [inch]	Swivel offset [inch]
<b>Round Red Polyurethane</b>											
P12S-URP030K-12	P12R-URP030K-12	P12S-URP030K-12-TB	3	1-1/4	220	Precision ball	4-1/4	2-1/2 x 3-5/8	1-3/4 x 2-13/16 to 3-1/16	5/16	1-5/16
P12S-URP035K-12	P12R-URP035K-12	P12S-URP035K-12-TB	3-1/2	1-1/4	300	Precision ball	4-11/16	2-1/2 x 3-5/8	1-3/4 x 2-13/16 to 3-1/16	5/16	1-1/4
P12S-URP040K-12	P12R-URP040K-12	P12S-URP040K-12-TB	4	1-1/4	300	Precision ball	5-1/8	2-1/2 x 3-5/8	1-3/4 x 2-13/16 to 3-1/16	5/16	1-1/4
P12S-URP050K-12	P12R-URP050K-12	P12S-URP050K-12-TB	5	1-1/4	330	Precision ball	6-3/16	2-1/2 x 3-5/8	1-3/4 x 2-13/16 to 3-1/16	5/16	1-1/2

Rig only, less wheel, swivel	Rig only, less wheel, rigid	Wheel Ø [inch]	Wheel width [inch]	Load capacity [lbs]	Total height [inch]	Plate size swivel caster [inch]	Bolt hole spacing [inch]	Bolt hole Ø [inch]	Swivel offset [inch]
P12S-030x150-12	P12R-030x150-12	3	1-1/4	350	4-1/4	2-1/2 x 3-5/8	1-3/4 x 2-13/16 to 3-1/16	5/16	1-5/16
P12S-035x150-12	P12R-035x150-12	3-1/2	1-1/4	350	4-11/16	2-1/2 x 3-5/8	1-3/4 x 2-13/16 to 3-1/16	5/16	1-1/4
P12S-040x150-12	P12R-040x150-12	4	1-1/4	350	5-1/8	2-1/2 x 3-5/8	1-3/4 x 2-13/16 to 3-1/16	5/16	1-1/4
P12S-050x150-12	P12R-050x150-12	5	1-1/4	350	6-3/16	2-1/2 x 3-5/8	1-3/4 x 2-13/16 to 3-1/16	5/16	1-1/2



## Series 12

### Light Duty Casters, Plate 2-1/2 x 3-5/8

 150 - 325 lbs

These casters, available in a **variety of mounting types**, feature a selection of treads for any application. Polypropylene wheels are **economical, strong, and easy to roll**

with ball bearings or delrin bearings for wet locations. **Polyurethane on polypropylene** wheels add the benefit of a **softer tread for more quiet operation** than a straight

polypropylene wheel, while the **surelastic wheel** features the **easy rolling** of a urethane wheel with the silence and **floor protection** of rubber.

Swivel casters	Rigid casters	Swivel casters with wheel brake	Wheel Ø [inch]	Wheel width [inch]	Load capacity [lbs]	Bearing type	Total height [inch]	Plate size swivel caster [inch]	Bolt hole spacing [inch]	Bolt hole Ø [inch]	Swivel offset [inch]
<b>Polypropylene</b>											
P12S-PB030B-12	P12R-PB030B-12	P12S-PB030B-12-WB	3	1-1/4	200	Annular ball	4-1/4	2-1/2 x 3-5/8	1-3/4 x 2-13/16 to 3-1/16	5/16	1-5/16
P12S-PB030D-12	P12R-PB030D-12	P12S-PB030D-12-WB	3	1-1/4	200	Delrin	4-1/4	2-1/2 x 3-5/8	1-3/4 x 2-13/16 to 3-1/16	5/16	1-5/16
P12S-PB035B-12	P12R-PB035B-12	P12S-PB035B-12-WB	3 1/2	1-1/4	230	Annular ball	4-11/16	2-1/2 x 3-5/8	1-3/4 x 2-13/16 to 3-1/16	5/16	1-1/4
P12S-PB035D-12	P12R-PB035D-12	P12S-PB035D-12-WB	3 1/2	1-1/4	230	Delrin	4-11/16	2-1/2 x 3-5/8	1-3/4 x 2-13/16 to 3-1/16	5/16	1-1/4
P12S-PB040B-12	P12R-PB040B-12	P12S-PB040B-12-WB	4	1-1/4	275	Annular ball	5-1/8	2-1/2 x 3-5/8	1-3/4 x 2-13/16 to 3-1/16	5/16	1-1/4
P12S-PB040D-12	P12R-PB040D-12	P12S-PB040D-12-WB	4	1-1/4	275	Delrin	5-1/8	2-1/2 x 3-5/8	1-3/4 x 2-13/16 to 3-1/16	5/16	1-1/4
P12S-PB050B-12	P12R-PB050B-12	P12S-PB050B-12-WB	5	1-1/4	300	Annular ball	6-3/16	2-1/2 x 3-5/8	1-3/4 x 2-13/16 to 3-1/16	5/16	1-1/2
P12S-PB050D-12	P12R-PB050D-12	P12S-PB050D-12-WB	5	1-1/4	300	Delrin	6-3/16	2-1/2 x 3-5/8	1-3/4 x 2-13/16 to 3-1/16	5/16	1-1/2
P12S-PB060B-12	P12R-PB060B-12	P12S-PB060B-12-WB	6	1-1/4	300	Annular ball	7-1/4	2-1/2 x 3-5/8	1-3/4 x 2-13/16 to 3-1/16	5/16	1-1/2
P12S-PB060D-12	P12R-PB060D-12	P12S-PB060D-12-WB	6	1-1/4	300	Delrin	7-1/4	2-1/2 x 3-5/8	1-3/4 x 2-13/16 to 3-1/16	5/16	1-1/2
<b>Polyurethane on Polypropylene</b>											
P12S-UP030B-12	P12R-UP030B-12	P12S-UP030B-12-WB	3	1-1/4	200	Annular ball	4-1/4	2-1/2 x 3-5/8	1-3/4 x 2-13/16 to 3-1/16	5/16	1-5/16
P12S-UP030D-12	P12R-UP030D-12	P12S-UP030D-12-WB	3	1-1/4	200	Delrin	4-1/4	2-1/2 x 3-5/8	1-3/4 x 2-13/16 to 3-1/16	5/16	1-5/16
P12S-UP035B-12	P12R-UP035B-12	P12S-UP035B-12-WB	3 1/2	1-1/4	250	Annular ball	4-11/16	2-1/2 x 3-5/8	1-3/4 x 2-13/16 to 3-1/16	5/16	1-1/4
P12S-UP035D-12	P12R-UP035D-12	P12S-UP035D-12-WB	3 1/2	1-1/4	250	Delrin	4-11/16	2-1/2 x 3-5/8	1-3/4 x 2-13/16 to 3-1/16	5/16	1-1/4
P12S-UP040B-12	P12R-UP040B-12	P12S-UP040B-12-WB	4	1-1/4	275	Annular ball	5-1/8	2-1/2 x 3-5/8	1-3/4 x 2-13/16 to 3-1/16	5/16	1-1/4
P12S-UP040D-12	P12R-UP040D-12	P12S-UP040D-12-WB	4	1-1/4	275	Delrin	5-1/8	2-1/2 x 3-5/8	1-3/4 x 2-13/16 to 3-1/16	5/16	1-1/4
P12S-UP050B-12	P12R-UP050B-12	P12S-UP050B-12-WB	5	1-1/4	300	Annular ball	6-3/16	2-1/2 x 3-5/8	1-3/4 x 2-13/16 to 3-1/16	5/16	1-1/2
P12S-UP050D-12	P12R-UP050D-12	P12S-UP050D-12-WB	5	1-1/4	300	Delrin	6-3/16	2-1/2 x 3-5/8	1-3/4 x 2-13/16 to 3-1/16	5/16	1-1/2
P12S-UP060B-12	P12R-UP060B-12	P12S-UP060B-12-WB	6	1-1/4	300	Annular ball	7-1/4	2-1/2 x 3-5/8	1-3/4 x 2-13/16 to 3-1/16	5/16	1-1/2
P12S-UP060D-12	P12R-UP060D-12	P12S-UP060D-12-WB	6	1-1/4	300	Delrin	7-1/4	2-1/2 x 3-5/8	1-3/4 x 2-13/16 to 3-1/16	5/16	1-1/2
<b>Surelastic Rubber</b>											
P12S-PRP030B-12	P12R-PRP030B-12	P12S-PRP030B-12-WB	3	1-1/4	150	Annular ball	4-1/4	2-1/2 x 3-5/8	1-3/4 x 2-13/16 to 3-1/16	5/16	1-5/16
P12S-PRP030D-12	P12R-PRP030D-12	P12S-PRP030D-12-WB	3	1-1/4	150	Delrin	4-1/4	2-1/2 x 3-5/8	1-3/4 x 2-13/16 to 3-1/16	5/16	1-5/16
P12S-PRP035B-12	P12R-PRP035B-12	P12S-PRP035B-12-WB	3 1/2	1-1/4	250	Annular ball	4-11/16	2-1/2 x 3-5/8	1-3/4 x 2-13/16 to 3-1/16	5/16	1-1/4
P12S-PRP035D-12	P12R-PRP035D-12	P12S-PRP035D-12-WB	3 1/2	1-1/4	250	Delrin	4-11/16	2-1/2 x 3-5/8	1-3/4 x 2-13/16 to 3-1/16	5/16	1-1/4
P12S-PRP040B-12	P12R-PRP040B-12	P12S-PRP040B-12-WB	4	1-1/4	300	Annular ball	5-1/8	2-1/2 x 3-5/8	1-3/4 x 2-13/16 to 3-1/16	5/16	1-1/4
P12S-PRP040D-12	P12R-PRP040D-12	P12S-PRP040D-12-WB	4	1-1/4	300	Delrin	5-1/8	2-1/2 x 3-5/8	1-3/4 x 2-13/16 to 3-1/16	5/16	1-1/4
P12S-PRP050B-12	P12R-PRP050B-12	P12S-PRP050B-12-WB	5	1-1/4	325	Annular ball	6-3/16	2-1/2 x 3-5/8	1-3/4 x 2-13/16 to 3-1/16	5/16	1-1/2
P12S-PRP050D-12	P12R-PRP050D-12	P12S-PRP050D-12-WB	5	1-1/4	325	Delrin	6-3/16	2-1/2 x 3-5/8	1-3/4 x 2-13/16 to 3-1/16	5/16	1-1/2
P12S-PRP060B-12	P12R-PRP060B-12	P12S-PRP060B-12-WB	6	1-1/4	325	Annular ball	7-1/4	2-1/2 x 3-5/8	1-3/4 x 2-13/16 to 3-1/16	5/16	1-1/2
P12S-PRP060D-12	P12R-PRP060D-12	P12S-PRP060D-12-WB	6	1-1/4	325	Delrin	7-1/4	2-1/2 x 3-5/8	1-3/4 x 2-13/16 to 3-1/16	5/16	1-1/2

#### Options



With electrically conductive wheel  
(reduced load capacity)

Product code suffix

-EL


Available for

all surelastic wheels



## Series 12

### Light Duty Casters with Plate 3-1/8 x 4-1/8

 150 - 325 lbs



These casters, available in a **variety of mounting types**, feature a selection of treads for any application. Polypropylene wheels are **economical, strong, and easy to roll**

with ball bearings or delrin bearings for wet locations. **Polyurethane on polypropylene** wheels add the benefit of a **softer tread for more quiet operation** than a straight

polypropylene wheel, while the **surelastic wheel** features the **easy rolling** of a urethane wheel with the silence and **floor protection** of rubber.

Swivel casters	Swivel casters with wheel brake	Wheel Ø [inch]	Wheel width [inch]	Load capacity [lbs]	Bearing type	Total height [inch]	Plate size swivel caster [inch]	Bolt hole spacing [inch]	Bolt hole Ø [inch]	Swivel offset [inch]
<b>Polypropylene</b>										
P12S-PB030B-P2	P12S-PB030B-P2-WB	3	1-1/4	200	Annular ball	4-1/4	3-1/8 x 4-1/8	2-3/8 x 3-3/8 to 3-1/2	5/16	1-5/16
P12S-PB030D-P2	P12S-PB030D-P2-WB	3	1-1/4	200	Delrin	4-1/4	3-1/8 x 4-1/8	2-3/8 x 3-3/8 to 3-1/2	5/16	1-5/16
P12S-PB035B-P2	P12S-PB035B-P2-WB	3 1/2	1-1/4	230	Annular ball	4-11/16	3-1/8 x 4-1/8	2-3/8 x 3-3/8 to 3-1/2	5/16	1-1/4
P12S-PB035D-P2	P12S-PB035D-P2-WB	3 1/2	1-1/4	230	Delrin	4-11/16	3-1/8 x 4-1/8	2-3/8 x 3-3/8 to 3-1/2	5/16	1-1/4
P12S-PB040B-P2	P12S-PB040B-P2-WB	4	1-1/4	275	Annular ball	5-1/8	3-1/8 x 4-1/8	2-3/8 x 3-3/8 to 3-1/2	5/16	1-1/4
P12S-PB040D-P2	P12S-PB040D-P2-WB	4	1-1/4	275	Delrin	5-1/8	3-1/8 x 4-1/8	2-3/8 x 3-3/8 to 3-1/2	5/16	1-1/4
P12S-PB050B-P2	P12S-PB050B-P2-WB	5	1-1/4	300	Annular ball	6-3/16	3-1/8 x 4-1/8	2-3/8 x 3-3/8 to 3-1/2	5/16	1-1/2
P12S-PB050D-P2	P12S-PB050D-P2-WB	5	1-1/4	300	Delrin	6-3/16	3-1/8 x 4-1/8	2-3/8 x 3-3/8 to 3-1/2	5/16	1-1/2
P12S-PB060B-P2	P12S-PB060B-P2-WB	6	1-1/4	300	Annular ball	7-1/4	3-1/8 x 4-1/8	2-3/8 x 3-3/8 to 3-1/2	5/16	1-1/2
P12S-PB060D-P2	P12S-PB060D-P2-WB	6	1-1/4	300	Delrin	7-1/4	3-1/8 x 4-1/8	2-3/8 x 3-3/8 to 3-1/2	5/16	1-1/2
<b>Polyurethane on Polypropylene</b>										
P12S-UP030B-P2	P12S-UP030B-P2-WB	3	1-1/4	200	Annular ball	4-1/4	3-1/8 x 4-1/8	2-3/8 x 3-3/8 to 3-1/2	5/16	1-5/16
P12S-UP030D-P2	P12S-UP030D-P2-WB	3	1-1/4	200	Delrin	4-1/4	3-1/8 x 4-1/8	2-3/8 x 3-3/8 to 3-1/2	5/16	1-5/16
P12S-UP035B-P2	P12S-UP035B-P2-WB	3 1/2	1-1/4	250	Annular ball	4-11/16	3-1/8 x 4-1/8	2-3/8 x 3-3/8 to 3-1/2	5/16	1-1/4
P12S-UP035D-P2	P12S-UP035D-P2-WB	3 1/2	1-1/4	250	Delrin	4-11/16	3-1/8 x 4-1/8	2-3/8 x 3-3/8 to 3-1/2	5/16	1-1/4
P12S-UP040B-P2	P12S-UP040B-P2-WB	4	1-1/4	275	Annular ball	5-1/8	3-1/8 x 4-1/8	2-3/8 x 3-3/8 to 3-1/2	5/16	1-1/4
P12S-UP040D-P2	P12S-UP040D-P2-WB	4	1-1/4	275	Delrin	5-1/8	3-1/8 x 4-1/8	2-3/8 x 3-3/8 to 3-1/2	5/16	1-1/4
P12S-UP050B-P2	P12S-UP050B-P2-WB	5	1-1/4	300	Annular ball	6-3/16	3-1/8 x 4-1/8	2-3/8 x 3-3/8 to 3-1/2	5/16	1-1/2
P12S-UP050D-P2	P12S-UP050D-P2-WB	5	1-1/4	300	Delrin	6-3/16	3-1/8 x 4-1/8	2-3/8 x 3-3/8 to 3-1/2	5/16	1-1/2
P12S-UP060B-P2	P12S-UP060B-P2-WB	6	1-1/4	300	Annular ball	7-1/4	3-1/8 x 4-1/8	2-3/8 x 3-3/8 to 3-1/2	5/16	1-1/2
P12S-UP060D-P2	P12S-UP060D-P2-WB	6	1-1/4	300	Delrin	7-1/4	3-1/8 x 4-1/8	2-3/8 x 3-3/8 to 3-1/2	5/16	1-1/2
<b>Surelastic Rubber</b>										
P12S-PRP030B-P2	P12S-PRP030B-P2-WB	3	1-1/4	150	Annular ball	4-1/4	3-1/8 x 4-1/8	2-3/8 x 3-3/8 to 3-1/2	5/16	1-5/16
P12S-PRP030D-P2	P12S-PRP030D-P2-WB	3	1-1/4	150	Delrin	4-1/4	3-1/8 x 4-1/8	2-3/8 x 3-3/8 to 3-1/2	5/16	1-5/16
P12S-PRP035B-P2	P12S-PRP035B-P2-WB	3 1/2	1-1/4	250	Annular ball	4-11/16	3-1/8 x 4-1/8	2-3/8 x 3-3/8 to 3-1/2	5/16	1-1/4
P12S-PRP035D-P2	P12S-PRP035D-P2-WB	3 1/2	1-1/4	250	Delrin	4-11/16	3-1/8 x 4-1/8	2-3/8 x 3-3/8 to 3-1/2	5/16	1-1/4
P12S-PRP040B-P2	P12S-PRP040B-P2-WB	4	1-1/4	300	Annular ball	5-1/8	3-1/8 x 4-1/8	2-3/8 x 3-3/8 to 3-1/2	5/16	1-1/4
P12S-PRP040D-P2	P12S-PRP040D-P2-WB	4	1-1/4	300	Delrin	5-1/8	3-1/8 x 4-1/8	2-3/8 x 3-3/8 to 3-1/2	5/16	1-1/4
P12S-PRP050B-P2	P12S-PRP050B-P2-WB	5	1-1/4	325	Annular ball	6-3/16	3-1/8 x 4-1/8	2-3/8 x 3-3/8 to 3-1/2	5/16	1-1/2
P12S-PRP050D-P2	P12S-PRP050D-P2-WB	5	1-1/4	325	Delrin	6-3/16	3-1/8 x 4-1/8	2-3/8 x 3-3/8 to 3-1/2	5/16	1-1/2
P12S-PRP060B-P2	P12S-PRP060B-P2-WB	6	1-1/4	325	Annular ball	7-1/4	3-1/8 x 4-1/8	2-3/8 x 3-3/8 to 3-1/2	5/16	1-1/2
P12S-PRP060D-P2	P12S-PRP060D-P2-WB	6	1-1/4	325	Delrin	7-1/4	3-1/8 x 4-1/8	2-3/8 x 3-3/8 to 3-1/2	5/16	1-1/2

#### Options



With electrically conductive wheel  
(reduced load capacity)

Product code suffix

-EL

Available for


all surelastic wheels





## Series 12

### Light Duty Casters, Plate 3-3/4 x 4-3/8

 150 - 325 lbs

These casters, available in a **variety of mounting types**, feature a selection of treads for any application. Polypropylene wheels are **economical, strong, and easy to roll**

with ball bearings or delrin bearings for wet locations. **Polyurethane on polypropylene** wheels add the benefit of a **softer tread for more quiet operation** than a straight

polypropylene wheel, while the **surelastic wheel** features the **easy rolling** of a urethane wheel with the silence and **floor protection** of rubber.

Swivel casters	Swivel casters with wheel brake	Wheel Ø [inch]	Wheel width [inch]	Load capacity [lbs]	Bearing type	Total height [inch]	Plate size swivel caster [inch]	Bolt hole spacing [inch]	Bolt hole Ø [inch]	Swivel offset [inch]
<b>Polypropylene</b>										
P12S-PB030B-P3	P12S-PB030B-P3-WB	3	1-1/4	200	Annular ball	4-1/4	3-3/4 x 4-3/8	2-5/8 x 3-5/8 to 3 x 3	5/16	1-5/16
P12S-PB030D-P3	P12S-PB030D-P3-WB	3	1-1/4	200	Delrin	4-1/4	3-3/4 x 4-3/8	2-5/8 x 3-5/8 to 3 x 3	5/16	1-5/16
P12S-PB035B-P3	P12S-PB035B-P3-WB	3 1/2	1-1/4	230	Annular ball	4-11/16	3-3/4 x 4-3/8	2-5/8 x 3-5/8 to 3 x 3	5/16	1-1/4
P12S-PB035D-P3	P12S-PB035D-P3-WB	3 1/2	1-1/4	230	Delrin	4-11/16	3-3/4 x 4-3/8	2-5/8 x 3-5/8 to 3 x 3	5/16	1-1/4
P12S-PB040B-P3	P12S-PB040B-P3-WB	4	1-1/4	275	Annular ball	5-1/8	3-3/4 x 4-3/8	2-5/8 x 3-5/8 to 3 x 3	5/16	1-1/4
P12S-PB040D-P3	P12S-PB040D-P3-WB	4	1-1/4	275	Delrin	5-1/8	3-3/4 x 4-3/8	2-5/8 x 3-5/8 to 3 x 3	5/16	1-1/4
P12S-PB050B-P3	P12S-PB050B-P3-WB	5	1-1/4	300	Annular ball	6-3/16	3-3/4 x 4-3/8	2-5/8 x 3-5/8 to 3 x 3	5/16	1-1/2
P12S-PB050D-P3	P12S-PB050D-P3-WB	5	1-1/4	300	Delrin	6-3/16	3-3/4 x 4-3/8	2-5/8 x 3-5/8 to 3 x 3	5/16	1-1/2
P12S-PB060B-P3	P12S-PB060B-P3-WB	6	1-1/4	300	Annular ball	7-1/4	3-3/4 x 4-3/8	2-5/8 x 3-5/8 to 3 x 3	5/16	1-1/2
P12S-PB060D-P3	P12S-PB060D-P3-WB	6	1-1/4	300	Delrin	7-1/4	3-3/4 x 4-3/8	2-5/8 x 3-5/8 to 3 x 3	5/16	1-1/2
<b>Polyurethane on Polypropylene</b>										
P12S-UP030B-P3	P12S-UP030B-P3-WB	3	1-1/4	200	Annular ball	4-1/4	3-3/4 x 4-3/8	2-5/8 x 3-5/8 to 3 x 3	5/16	1-5/16
P12S-UP030D-P3	P12S-UP030D-P3-WB	3	1-1/4	200	Delrin	4-1/4	3-3/4 x 4-3/8	2-5/8 x 3-5/8 to 3 x 3	5/16	1-5/16
P12S-UP035B-P3	P12S-UP035B-P3-WB	3 1/2	1-1/4	250	Annular ball	4-11/16	3-3/4 x 4-3/8	2-5/8 x 3-5/8 to 3 x 3	5/16	1-1/4
P12S-UP035D-P3	P12S-UP035D-P3-WB	3 1/2	1-1/4	250	Delrin	4-11/16	3-3/4 x 4-3/8	2-5/8 x 3-5/8 to 3 x 3	5/16	1-1/4
P12S-UP040B-P3	P12S-UP040B-P3-WB	4	1-1/4	275	Annular ball	5-1/8	3-3/4 x 4-3/8	2-5/8 x 3-5/8 to 3 x 3	5/16	1-1/4
P12S-UP040D-P3	P12S-UP040D-P3-WB	4	1-1/4	275	Delrin	5-1/8	3-3/4 x 4-3/8	2-5/8 x 3-5/8 to 3 x 3	5/16	1-1/4
P12S-UP050B-P3	P12S-UP050B-P3-WB	5	1-1/4	300	Annular ball	6-3/16	3-3/4 x 4-3/8	2-5/8 x 3-5/8 to 3 x 3	5/16	1-1/2
P12S-UP050D-P3	P12S-UP050D-P3-WB	5	1-1/4	300	Delrin	6-3/16	3-3/4 x 4-3/8	2-5/8 x 3-5/8 to 3 x 3	5/16	1-1/2
P12S-UP060B-P3	P12S-UP060B-P3-WB	6	1-1/4	300	Annular ball	7-1/4	3-3/4 x 4-3/8	2-5/8 x 3-5/8 to 3 x 3	5/16	1-1/2
P12S-UP060D-P3	P12S-UP060D-P3-WB	6	1-1/4	300	Delrin	7-1/4	3-3/4 x 4-3/8	2-5/8 x 3-5/8 to 3 x 3	5/16	1-1/2
<b>Surelastic Rubber</b>										
P12S-PRP030B-P3	P12S-PRP030B-P3-WB	3	1-1/4	150	Annular ball	4-1/4	3-3/4 x 4-3/8	2-5/8 x 3-5/8 to 3 x 3	5/16	1-5/16
P12S-PRP030D-P3	P12S-PRP030D-P3-WB	3	1-1/4	150	Delrin	4-1/4	3-3/4 x 4-3/8	2-5/8 x 3-5/8 to 3 x 3	5/16	1-5/16
P12S-PRP035B-P3	P12S-PRP035B-P3-WB	3 1/2	1-1/4	250	Annular ball	4-11/16	3-3/4 x 4-3/8	2-5/8 x 3-5/8 to 3 x 3	5/16	1-1/4
P12S-PRP035D-P3	P12S-PRP035D-P3-WB	3 1/2	1-1/4	250	Delrin	4-11/16	3-3/4 x 4-3/8	2-5/8 x 3-5/8 to 3 x 3	5/16	1-1/4
P12S-PRP040B-P3	P12S-PRP040B-P3-WB	4	1-1/4	300	Annular ball	5-1/8	3-3/4 x 4-3/8	2-5/8 x 3-5/8 to 3 x 3	5/16	1-1/4
P12S-PRP040D-P3	P12S-PRP040D-P3-WB	4	1-1/4	300	Delrin	5-1/8	3-3/4 x 4-3/8	2-5/8 x 3-5/8 to 3 x 3	5/16	1-1/4
P12S-PRP050B-P3	P12S-PRP050B-P3-WB	5	1-1/4	325	Annular ball	6-3/16	3-3/4 x 4-3/8	2-5/8 x 3-5/8 to 3 x 3	5/16	1-1/2
P12S-PRP050D-P3	P12S-PRP050D-P3-WB	5	1-1/4	325	Delrin	6-3/16	3-3/4 x 4-3/8	2-5/8 x 3-5/8 to 3 x 3	5/16	1-1/2
P12S-PRP060B-P3	P12S-PRP060B-P3-WB	6	1-1/4	325	Annular ball	7-1/4	3-3/4 x 4-3/8	2-5/8 x 3-5/8 to 3 x 3	5/16	1-1/2
P12S-PRP060D-P3	P12S-PRP060D-P3-WB	6	1-1/4	325	Delrin	7-1/4	3-3/4 x 4-3/8	2-5/8 x 3-5/8 to 3 x 3	5/16	1-1/2

#### Options



With electrically conductive wheel  
(reduced load capacity)

Product code suffix


-EL

Available for

all surelastic wheels

## Series 12

### Light Duty Casters with Plate 3-1/2 x 3-1/2

 150 - 325 lbs



These casters, available in a **variety of mounting types**, feature a selection of treads for any application. Polypropylene wheels are **economical, strong, and easy to roll**

with ball bearings or delrin bearings for wet locations. **Polyurethane on polypropylene** wheels add the benefit of a **softer tread for more quiet operation** than a straight

polypropylene wheel, while the **surelastic wheel** features the **easy rolling** of a urethane wheel with the silence and **floor protection** of rubber.

Swivel casters	Swivel casters with wheel brake	Wheel Ø [inch]	Wheel width [inch]	Load capacity [lbs]	Bearing type	Total height [inch]	Plate size swivel caster [inch]	Bolt hole spacing [inch]	Bolt hole Ø [inch]	Swivel offset [inch]
<b>Polypropylene</b>										
P12S-PB030B-P4	P12S-PB030B-P4-WB	3	1-1/4	200	Annular ball	4-1/4	3-1/2 x 3-1/2	2-5/8 x 2-5/8	5/16	1-5/16
P12S-PB030D-P4	P12S-PB030D-P4-WB	3	1-1/4	200	Delrin	4-1/4	3-1/2 x 3-1/2	2-5/8 x 2-5/8	5/16	1-5/16
P12S-PB035B-P4	P12S-PB035B-P4-WB	3 1/2	1-1/4	230	Annular ball	4-11/16	3-1/2 x 3-1/2	2-5/8 x 2-5/8	5/16	1-1/4
P12S-PB035D-P4	P12S-PB035D-P4-WB	3 1/2	1-1/4	230	Delrin	4-11/16	3-1/2 x 3-1/2	2-5/8 x 2-5/8	5/16	1-1/4
P12S-PB040B-P4	P12S-PB040B-P4-WB	4	1-1/4	275	Annular ball	5-1/8	3-1/2 x 3-1/2	2-5/8 x 2-5/8	5/16	1-1/4
P12S-PB040D-P4	P12S-PB040D-P4-WB	4	1-1/4	275	Delrin	5-1/8	3-1/2 x 3-1/2	2-5/8 x 2-5/8	5/16	1-1/4
P12S-PB050B-P4	P12S-PB050B-P4-WB	5	1-1/4	300	Annular ball	6-3/16	3-1/2 x 3-1/2	2-5/8 x 2-5/8	5/16	1-1/2
P12S-PB050D-P4	P12S-PB050D-P4-WB	5	1-1/4	300	Delrin	6-3/16	3-1/2 x 3-1/2	2-5/8 x 2-5/8	5/16	1-1/2
P12S-PB060B-P4	P12S-PB060B-P4-WB	6	1-1/4	300	Annular ball	7-1/4	3-1/2 x 3-1/2	2-5/8 x 2-5/8	5/16	1-1/2
P12S-PB060D-P4	P12S-PB060D-P4-WB	6	1-1/4	300	Delrin	7-1/4	3-1/2 x 3-1/2	2-5/8 x 2-5/8	5/16	1-1/2
<b>Polyurethane on Polypropylene</b>										
P12S-UP030B-P4	P12S-UP030B-P4-WB	3	1-1/4	200	Annular ball	4-1/4	3-1/2 x 3-1/2	2-5/8 x 2-5/8	5/16	1-5/16
P12S-UP030D-P4	P12S-UP030D-P4-WB	3	1-1/4	200	Delrin	4-1/4	3-1/2 x 3-1/2	2-5/8 x 2-5/8	5/16	1-5/16
P12S-UP035B-P4	P12S-UP035B-P4-WB	3 1/2	1-1/4	250	Annular ball	4-11/16	3-1/2 x 3-1/2	2-5/8 x 2-5/8	5/16	1-1/4
P12S-UP035D-P4	P12S-UP035D-P4-WB	3 1/2	1-1/4	250	Delrin	4-11/16	3-1/2 x 3-1/2	2-5/8 x 2-5/8	5/16	1-1/4
P12S-UP040B-P4	P12S-UP040B-P4-WB	4	1-1/4	275	Annular ball	5-1/8	3-1/2 x 3-1/2	2-5/8 x 2-5/8	5/16	1-1/4
P12S-UP040D-P4	P12S-UP040D-P4-WB	4	1-1/4	275	Delrin	5-1/8	3-1/2 x 3-1/2	2-5/8 x 2-5/8	5/16	1-1/4
P12S-UP050B-P4	P12S-UP050B-P4-WB	5	1-1/4	300	Annular ball	6-3/16	3-1/2 x 3-1/2	2-5/8 x 2-5/8	5/16	1-1/2
P12S-UP050D-P4	P12S-UP050D-P4-WB	5	1-1/4	300	Delrin	6-3/16	3-1/2 x 3-1/2	2-5/8 x 2-5/8	5/16	1-1/2
P12S-UP060B-P4	P12S-UP060B-P4-WB	6	1-1/4	300	Annular ball	7-1/4	3-1/2 x 3-1/2	2-5/8 x 2-5/8	5/16	1-1/2
P12S-UP060D-P4	P12S-UP060D-P4-WB	6	1-1/4	300	Delrin	7-1/4	3-1/2 x 3-1/2	2-5/8 x 2-5/8	5/16	1-1/2
<b>Surelastic Rubber</b>										
P12S-PRP030B-P4	P12S-PRP030B-P4-WB	3	1-1/4	150	Annular ball	4-1/4	3-1/2 x 3-1/2	2-5/8 x 2-5/8	5/16	1-5/16
P12S-PRP030D-P4	P12S-PRP030D-P4-WB	3	1-1/4	150	Delrin	4-1/4	3-1/2 x 3-1/2	2-5/8 x 2-5/8	5/16	1-5/16
P12S-PRP035B-P4	P12S-PRP035B-P4-WB	3 1/2	1-1/4	250	Annular ball	4-11/16	3-1/2 x 3-1/2	2-5/8 x 2-5/8	5/16	1-1/4
P12S-PRP035D-P4	P12S-PRP035D-P4-WB	3 1/2	1-1/4	250	Delrin	4-11/16	3-1/2 x 3-1/2	2-5/8 x 2-5/8	5/16	1-1/4
P12S-PRP040B-P4	P12S-PRP040B-P4-WB	4	1-1/4	300	Annular ball	5-1/8	3-1/2 x 3-1/2	2-5/8 x 2-5/8	5/16	1-1/4
P12S-PRP040D-P4	P12S-PRP040D-P4-WB	4	1-1/4	300	Delrin	5-1/8	3-1/2 x 3-1/2	2-5/8 x 2-5/8	5/16	1-1/4
P12S-PRP050B-P4	P12S-PRP050B-P4-WB	5	1-1/4	325	Annular ball	6-3/16	3-1/2 x 3-1/2	2-5/8 x 2-5/8	5/16	1-1/2
P12S-PRP050D-P4	P12S-PRP050D-P4-WB	5	1-1/4	325	Delrin	6-3/16	3-1/2 x 3-1/2	2-5/8 x 2-5/8	5/16	1-1/2
P12S-PRP060B-P4	P12S-PRP060B-P4-WB	6	1-1/4	325	Annular ball	7-1/4	3-1/2 x 3-1/2	2-5/8 x 2-5/8	5/16	1-1/2
P12S-PRP060D-P4	P12S-PRP060D-P4-WB	6	1-1/4	325	Delrin	7-1/4	3-1/2 x 3-1/2	2-5/8 x 2-5/8	5/16	1-1/2

#### Options



With electrically conductive wheel  
(reduced load capacity)

Product code suffix


-EL

Available for

all surelastic wheels

## Series 12

### Light Duty Casters, Threaded Stem 1/2-13 x 1-1/2

 150 - 325 lbs



These casters, available in a **variety of mounting types**, feature a selection of treads for any application. Polypropylene wheels are **economical, strong, and easy to roll**

with ball bearings or delrin bearings for wet locations. **Polyurethane on polypropylene** wheels add the benefit of a **softer tread for more quiet operation** than a straight

polypropylene wheel, while the **surelastic wheel** features the **easy rolling** of a urethane wheel with the silence and **floor protection** of rubber.

Swivel casters	Swivel casters with wheel brake	Wheel Ø [inch]	Wheel width [inch]	Load capacity [lbs]	Bearing type	Total height [inch]	Stem Ø [inch]	Stem length [inch]	Thread type [inch]	Swivel offset [inch]
<b>Polypropylene</b>										
P12S-PB030B-ST1	P12S-PB030B-ST1-WB	3	1-1/4	200	Annular ball	4-1/4	1/2	1-1/2	1/2-13	1-5/16
P12S-PB030D-ST1	P12S-PB030D-ST1-WB	3	1-1/4	200	Delrin	4-1/4	1/2	1-1/2	1/2-13	1-5/16
P12S-PB035B-ST1	P12S-PB035B-ST1-WB	3 1/2	1-1/4	230	Annular ball	4-11/16	1/2	1-1/2	1/2-13	1-1/4
P12S-PB035D-ST1	P12S-PB035D-ST1-WB	3 1/2	1-1/4	230	Delrin	4-11/16	1/2	1-1/2	1/2-13	1-1/4
P12S-PB040B-ST1	P12S-PB040B-ST1-WB	4	1-1/4	275	Annular ball	5-1/8	1/2	1-1/2	1/2-13	1-1/4
P12S-PB040D-ST1	P12S-PB040D-ST1-WB	4	1-1/4	275	Delrin	5-1/8	1/2	1-1/2	1/2-13	1-1/4
P12S-PB050B-ST1	P12S-PB050B-ST1-WB	5	1-1/4	300	Annular ball	6-3/16	1/2	1-1/2	1/2-13	1-1/2
P12S-PB050D-ST1	P12S-PB050D-ST1-WB	5	1-1/4	300	Delrin	6-3/16	1/2	1-1/2	1/2-13	1-1/2
P12S-PB060B-ST1	P12S-PB060B-ST1-WB	6	1-1/4	300	Annular ball	7-1/4	1/2	1-1/2	1/2-13	1-1/2
P12S-PB060D-ST1	P12S-PB060D-ST1-WB	6	1-1/4	300	Delrin	7-1/4	1/2	1-1/2	1/2-13	1-1/2
<b>Polyurethane on Polypropylene</b>										
P12S-UP030B-ST1	P12S-UP030B-ST1-WB	3	1-1/4	200	Annular ball	4-1/4	1/2	1-1/2	1/2-13	1-5/16
P12S-UP030D-ST1	P12S-UP030D-ST1-WB	3	1-1/4	200	Delrin	4-1/4	1/2	1-1/2	1/2-13	1-5/16
P12S-UP035B-ST1	P12S-UP035B-ST1-WB	3 1/2	1-1/4	250	Annular ball	4-11/16	1/2	1-1/2	1/2-13	1-1/4
P12S-UP035D-ST1	P12S-UP035D-ST1-WB	3 1/2	1-1/4	250	Delrin	4-11/16	1/2	1-1/2	1/2-13	1-1/4
P12S-UP040B-ST1	P12S-UP040B-ST1-WB	4	1-1/4	275	Annular ball	5-1/8	1/2	1-1/2	1/2-13	1-1/4
P12S-UP040D-ST1	P12S-UP040D-ST1-WB	4	1-1/4	275	Delrin	5-1/8	1/2	1-1/2	1/2-13	1-1/4
P12S-UP050B-ST1	P12S-UP050B-ST1-WB	5	1-1/4	300	Annular ball	6-3/16	1/2	1-1/2	1/2-13	1-1/2
P12S-UP050D-ST1	P12S-UP050D-ST1-WB	5	1-1/4	300	Delrin	6-3/16	1/2	1-1/2	1/2-13	1-1/2
P12S-UP060B-ST1	P12S-UP060B-ST1-WB	6	1-1/4	300	Annular ball	7-1/4	1/2	1-1/2	1/2-13	1-1/2
P12S-UP060D-ST1	P12S-UP060D-ST1-WB	6	1-1/4	300	Delrin	7-1/4	1/2	1-1/2	1/2-13	1-1/2
<b>Surelastic Rubber</b>										
P12S-PRP030B-ST1	P12S-PRP030B-ST1-WB	3	1-1/4	150	Annular ball	4-1/4	1/2	1-1/2	1/2-13	1-5/16
P12S-PRP030D-ST1	P12S-PRP030D-ST1-WB	3	1-1/4	150	Delrin	4-1/4	1/2	1-1/2	1/2-13	1-5/16
P12S-PRP035B-ST1	P12S-PRP035B-ST1-WB	3 1/2	1-1/4	250	Annular ball	4-11/16	1/2	1-1/2	1/2-13	1-1/4
P12S-PRP035D-ST1	P12S-PRP035D-ST1-WB	3 1/2	1-1/4	250	Delrin	4-11/16	1/2	1-1/2	1/2-13	1-1/4
P12S-PRP040B-ST1	P12S-PRP040B-ST1-WB	4	1-1/4	300	Annular ball	5-1/8	1/2	1-1/2	1/2-13	1-1/4
P12S-PRP040D-ST1	P12S-PRP040D-ST1-WB	4	1-1/4	300	Delrin	5-1/8	1/2	1-1/2	1/2-13	1-1/4
P12S-PRP050B-ST1	P12S-PRP050B-ST1-WB	5	1-1/4	325	Annular ball	6-3/16	1/2	1-1/2	1/2-13	1-1/2
P12S-PRP050D-ST1	P12S-PRP050D-ST1-WB	5	1-1/4	325	Delrin	6-3/16	1/2	1-1/2	1/2-13	1-1/2
P12S-PRP060B-ST1	P12S-PRP060B-ST1-WB	6	1-1/4	325	Annular ball	7-1/4	1/2	1-1/2	1/2-13	1-1/2
P12S-PRP060D-ST1	P12S-PRP060D-ST1-WB	6	1-1/4	325	Delrin	7-1/4	1/2	1-1/2	1/2-13	1-1/2

#### Options



With electrically conductive wheel  
(reduced load capacity)

Product code suffix

-EL


Available for

all surelastic wheels

## Series 12

### Light Duty Casters with Friction Ring Stem



 150 - 325 lbs

These casters, available in a **variety of mounting types**, feature a selection of treads for any application. Polypropylene wheels are **economical, strong, and easy to roll**

with ball bearings or delrin bearings for wet locations. **Polyurethane on polypropylene** wheels add the benefit of a **softer tread for more quiet operation** than a straight

polypropylene wheel, while the **surelastic wheel** features the **easy rolling** of a urethane wheel with the silence and **floor protection** of rubber.

Swivel casters	Swivel casters with wheel brake	Wheel Ø [inch]	Wheel width [inch]	Load capacity [lbs]	Bearing type	Total height [inch]	Stem Ø [inch]	Stem length [inch]	Swivel offset [inch]
<b>Polypropylene</b>									
P12S-PB030B-SG6	P12S-PB030B-SG6-WB	3	1-1/4	200	Annular ball	4-1/4	.865	2	1-5/16
P12S-PB030D-SG6	P12S-PB030D-SG6-WB	3	1-1/4	200	Delrin	4-1/4	.865	2	1-5/16
P12S-PB035B-SG6	P12S-PB035B-SG6-WB	3 1/2	1-1/4	230	Annular ball	4-11/16	.865	2	1-1/4
P12S-PB035D-SG6	P12S-PB035D-SG6-WB	3 1/2	1-1/4	230	Delrin	4-11/16	.865	2	1-1/4
P12S-PB040B-SG6	P12S-PB040B-SG6-WB	4	1-1/4	275	Annular ball	5-1/8	.865	2	1-1/4
P12S-PB040D-SG6	P12S-PB040D-SG6-WB	4	1-1/4	275	Delrin	5-1/8	.865	2	1-1/4
P12S-PB050B-SG6	P12S-PB050B-SG6-WB	5	1-1/4	300	Annular ball	6-3/16	.865	2	1-1/2
P12S-PB050D-SG6	P12S-PB050D-SG6-WB	5	1-1/4	300	Delrin	6-3/16	.865	2	1-1/2
P12S-PB060B-SG6	P12S-PB060B-SG6-WB	6	1-1/4	300	Annular ball	7-1/4	.865	2	1-1/2
P12S-PB060D-SG6	P12S-PB060D-SG6-WB	6	1-1/4	300	Delrin	7-1/4	.865	2	1-1/2
<b>Polyurethane on Polypropylene</b>									
P12S-UP030B-SG6	P12S-UP030B-SG6-WB	3	1-1/4	200	Annular ball	4-1/4	.865	2	1-5/16
P12S-UP030D-SG6	P12S-UP030D-SG6-WB	3	1-1/4	200	Delrin	4-1/4	.865	2	1-5/16
P12S-UP035B-SG6	P12S-UP035B-SG6-WB	3 1/2	1-1/4	250	Annular ball	4-11/16	.865	2	1-1/4
P12S-UP035D-SG6	P12S-UP035D-SG6-WB	3 1/2	1-1/4	250	Delrin	4-11/16	.865	2	1-1/4
P12S-UP040B-SG6	P12S-UP040B-SG6-WB	4	1-1/4	275	Annular ball	5-1/8	.865	2	1-1/4
P12S-UP040D-SG6	P12S-UP040D-SG6-WB	4	1-1/4	275	Delrin	5-1/8	.865	2	1-1/4
P12S-UP050B-SG6	P12S-UP050B-SG6-WB	5	1-1/4	300	Annular ball	6-3/16	.865	2	1-1/2
P12S-UP050D-SG6	P12S-UP050D-SG6-WB	5	1-1/4	300	Delrin	6-3/16	.865	2	1-1/2
P12S-UP060B-SG6	P12S-UP060B-SG6-WB	6	1-1/4	300	Annular ball	7-1/4	.865	2	1-1/2
P12S-UP060D-SG6	P12S-UP060D-SG6-WB	6	1-1/4	300	Delrin	7-1/4	.865	2	1-1/2
<b>Surelastic Rubber</b>									
P12S-PRP030B-SG6	P12S-PRP030B-SG6-WB	3	1-1/4	150	Annular ball	4-1/4	.865	2	1-5/16
P12S-PRP030D-SG6	P12S-PRP030D-SG6-WB	3	1-1/4	150	Delrin	4-1/4	.865	2	1-5/16
P12S-PRP035B-SG6	P12S-PRP035B-SG6-WB	3 1/2	1-1/4	250	Annular ball	4-11/16	.865	2	1-1/4
P12S-PRP035D-SG6	P12S-PRP035D-SG6-WB	3 1/2	1-1/4	250	Delrin	4-11/16	.865	2	1-1/4
P12S-PRP040B-SG6	P12S-PRP040B-SG6-WB	4	1-1/4	300	Annular ball	5-1/8	.865	2	1-1/4
P12S-PRP040D-SG6	P12S-PRP040D-SG6-WB	4	1-1/4	300	Delrin	5-1/8	.865	2	1-1/4
P12S-PRP050B-SG6	P12S-PRP050B-SG6-WB	5	1-1/4	325	Annular ball	6-3/16	.865	2	1-1/2
P12S-PRP050D-SG6	P12S-PRP050D-SG6-WB	5	1-1/4	325	Delrin	6-3/16	.865	2	1-1/2
P12S-PRP060B-SG6	P12S-PRP060B-SG6-WB	6	1-1/4	325	Annular ball	7-1/4	.865	2	1-1/2
P12S-PRP060D-SG6	P12S-PRP060D-SG6-WB	6	1-1/4	325	Delrin	7-1/4	.865	2	1-1/2

#### Options



With electrically conductive wheel  
(reduced load capacity)

Product code suffix


-EL

Available for

all surelastic wheels

## Series 12

### Light Duty Casters with Expander Stem for 1" Tube

 150 - 325 lbs



These casters, available in a **variety of mounting types**, feature a selection of treads for any application. Polypropylene wheels are **economical, strong, and easy to roll**

with ball bearings or delrin bearings for wet locations. **Polyurethane on polypropylene** wheels add the benefit of a **softer tread for more quiet operation** than a straight

polypropylene wheel, while the **surelastic wheel** features the **easy rolling** of a urethane wheel with the silence and **floor protection** of rubber.

Swivel casters	Swivel casters with wheel brake	Wheel Ø [inch]	Wheel width [inch]	Load capacity [lbs]	Bearing type	Total height [inch]	Stem Ø [inch]	Stem length [inch]	Swivel offset [inch]
<b>Polypropylene</b>									
P12S-PB030B-SX1	P12S-PB030B-SX1-WB	3	1-1/4	200	Annular ball	4-1/4	1	2-1/2	1-5/16
P12S-PB030D-SX1	P12S-PB030D-SX1-WB	3	1-1/4	200	Delrin	4-1/4	1	2-1/2	1-5/16
P12S-PB035B-SX1	P12S-PB035B-SX1-WB	3 1/2	1-1/4	230	Annular ball	4-11/16	1	2-1/2	1-1/4
P12S-PB035D-SX1	P12S-PB035D-SX1-WB	3 1/2	1-1/4	230	Delrin	4-11/16	1	2-1/2	1-1/4
P12S-PB040B-SX1	P12S-PB040B-SX1-WB	4	1-1/4	275	Annular ball	5-1/8	1	2-1/2	1-1/4
P12S-PB040D-SX1	P12S-PB040D-SX1-WB	4	1-1/4	275	Delrin	5-1/8	1	2-1/2	1-1/4
P12S-PB050B-SX1	P12S-PB050B-SX1-WB	5	1-1/4	300	Annular ball	6-3/16	1	2-1/2	1-1/2
P12S-PB050D-SX1	P12S-PB050D-SX1-WB	5	1-1/4	300	Delrin	6-3/16	1	2-1/2	1-1/2
P12S-PB060B-SX1	P12S-PB060B-SX1-WB	6	1-1/4	300	Annular ball	7-1/4	1	2-1/2	1-1/2
P12S-PB060D-SX1	P12S-PB060D-SX1-WB	6	1-1/4	300	Delrin	7-1/4	1	2-1/2	1-1/2
<b>Polyurethane on Polypropylene</b>									
P12S-UP030B-SX1	P12S-UP030B-SX1-WB	3	1-1/4	200	Annular ball	4-1/4	1	2-1/2	1-5/16
P12S-UP030D-SX1	P12S-UP030D-SX1-WB	3	1-1/4	200	Delrin	4-1/4	1	2-1/2	1-5/16
P12S-UP035B-SX1	P12S-UP035B-SX1-WB	3 1/2	1-1/4	250	Annular ball	4-11/16	1	2-1/2	1-1/4
P12S-UP035D-SX1	P12S-UP035D-SX1-WB	3 1/2	1-1/4	250	Delrin	4-11/16	1	2-1/2	1-1/4
P12S-UP040B-SX1	P12S-UP040B-SX1-WB	4	1-1/4	275	Annular ball	5-1/8	1	2-1/2	1-1/4
P12S-UP040D-SX1	P12S-UP040D-SX1-WB	4	1-1/4	275	Delrin	5-1/8	1	2-1/2	1-1/4
P12S-UP050B-SX1	P12S-UP050B-SX1-WB	5	1-1/4	300	Annular ball	6-3/16	1	2-1/2	1-1/2
P12S-UP050D-SX1	P12S-UP050D-SX1-WB	5	1-1/4	300	Delrin	6-3/16	1	2-1/2	1-1/2
P12S-UP060B-SX1	P12S-UP060B-SX1-WB	6	1-1/4	300	Annular ball	7-1/4	1	2-1/2	1-1/2
P12S-UP060D-SX1	P12S-UP060D-SX1-WB	6	1-1/4	300	Delrin	7-1/4	1	2-1/2	1-1/2
<b>Surelastic Rubber</b>									
P12S-PRP030B-SX1	P12S-PRP030B-SX1-WB	3	1-1/4	150	Annular ball	4-1/4	1	2-1/2	1-5/16
P12S-PRP030D-SX1	P12S-PRP030D-SX1-WB	3	1-1/4	150	Delrin	4-1/4	1	2-1/2	1-5/16
P12S-PRP035B-SX1	P12S-PRP035B-SX1-WB	3 1/2	1-1/4	250	Annular ball	4-11/16	1	2-1/2	1-1/4
P12S-PRP035D-SX1	P12S-PRP035D-SX1-WB	3 1/2	1-1/4	250	Delrin	4-11/16	1	2-1/2	1-1/4
P12S-PRP040B-SX1	P12S-PRP040B-SX1-WB	4	1-1/4	300	Annular ball	5-1/8	1	2-1/2	1-1/4
P12S-PRP040D-SX1	P12S-PRP040D-SX1-WB	4	1-1/4	300	Delrin	5-1/8	1	2-1/2	1-1/4
P12S-PRP050B-SX1	P12S-PRP050B-SX1-WB	5	1-1/4	325	Annular ball	6-3/16	1	2-1/2	1-1/2
P12S-PRP050D-SX1	P12S-PRP050D-SX1-WB	5	1-1/4	325	Delrin	6-3/16	1	2-1/2	1-1/2
P12S-PRP060B-SX1	P12S-PRP060B-SX1-WB	6	1-1/4	325	Annular ball	7-1/4	1	2-1/2	1-1/2
P12S-PRP060D-SX1	P12S-PRP060D-SX1-WB	6	1-1/4	325	Delrin	7-1/4	1	2-1/2	1-1/2

#### Options




	With electrically conductive wheel (reduced load capacity)	Expandable adaptor for 3/4"-1" tube	Expandable adaptor for 1-1/8" - 1-1/4" tube	Expandable adaptor for 1-3/8" - 1-1/2" tube	Expandable adaptor for 1-5/8" - 1-3/4" tube
<b>Product code suffix</b>	<b>-EL</b>	<b>-SX1</b>	<b>-SX2</b>	<b>-SX3</b>	<b>-SX4</b>
Available for	all surelastic wheels	all, see chart above	all	all	all



## Series 12

### Light Duty Casters with Pipe Thread Stem

 150 - 325 lbs

These casters, available in a **variety of mounting types**, feature a selection of treads for any application. Polypropylene wheels are **economical, strong, and easy to roll**

with ball bearings or delrin bearings for wet locations. **Polyurethane on polypropylene** wheels add the benefit of a **softer tread for more quiet operation** than a straight

polypropylene wheel, while the **surelastic wheel** features the **easy rolling** of a urethane wheel with the silence and **floor protection** of rubber.

Swivel casters	Swivel casters with wheel brake	Wheel Ø [inch]	Wheel width [inch]	Load capacity [lbs]	Bearing type	Total height [inch]	Stem Ø [inch]	Stem length [inch]	Thread Type [inch]	Swivel offset [inch]
<b>Polypropylene</b>										
P12S-PB030B-SP	P12S-PB030B-SP-WB	3	1-1/4	200	Annular ball	4-1/4	3/4	1/2	acme	1-5/16
P12S-PB030D-SP	P12S-PB030D-SP-WB	3	1-1/4	200	Delrin	4-1/4	3/4	1/2	acme	1-5/16
P12S-PB035B-SP	P12S-PB035B-SP-WB	3 1/2	1-1/4	230	Annular ball	4-11/16	3/4	1/2	acme	1-1/4
P12S-PB035D-SP	P12S-PB035D-SP-WB	3 1/2	1-1/4	230	Delrin	4-11/16	3/4	1/2	acme	1-1/4
P12S-PB040B-SP	P12S-PB040B-SP-WB	4	1-1/4	275	Annular ball	5-1/8	3/4	1/2	acme	1-1/4
P12S-PB040D-SP	P12S-PB040D-SP-WB	4	1-1/4	275	Delrin	5-1/8	3/4	1/2	acme	1-1/4
P12S-PB050B-SP	P12S-PB050B-SP-WB	5	1-1/4	300	Annular ball	6-3/16	3/4	1/2	acme	1-1/2
P12S-PB050D-SP	P12S-PB050D-SP-WB	5	1-1/4	300	Delrin	6-3/16	3/4	1/2	acme	1-1/2
P12S-PB060B-SP	P12S-PB060B-SP-WB	6	1-1/4	300	Annular ball	7-1/4	3/4	1/2	acme	1-1/2
P12S-PB060D-SP	P12S-PB060D-SP-WB	6	1-1/4	300	Delrin	7-1/4	3/4	1/2	acme	1-1/2
<b>Polyurethane on Polypropylene</b>										
P12S-UP030B-SP	P12S-UP030B-SP-WB	3	1-1/4	200	Annular ball	4-1/4	3/4	1/2	acme	1-5/16
P12S-UP030D-SP	P12S-UP030D-SP-WB	3	1-1/4	200	Delrin	4-1/4	3/4	1/2	acme	1-5/16
P12S-UP035B-SP	P12S-UP035B-SP-WB	3 1/2	1-1/4	250	Annular ball	4-11/16	3/4	1/2	acme	1-1/4
P12S-UP035D-SP	P12S-UP035D-SP-WB	3 1/2	1-1/4	250	Delrin	4-11/16	3/4	1/2	acme	1-1/4
P12S-UP040B-SP	P12S-UP040B-SP-WB	4	1-1/4	275	Annular ball	5-1/8	3/4	1/2	acme	1-1/4
P12S-UP040D-SP	P12S-UP040D-SP-WB	4	1-1/4	275	Delrin	5-1/8	3/4	1/2	acme	1-1/4
P12S-UP050B-SP	P12S-UP050B-SP-WB	5	1-1/4	300	Annular ball	6-3/16	3/4	1/2	acme	1-1/2
P12S-UP050D-SP	P12S-UP050D-SP-WB	5	1-1/4	300	Delrin	6-3/16	3/4	1/2	acme	1-1/2
P12S-UP060B-SP	P12S-UP060B-SP-WB	6	1-1/4	300	Annular ball	7-1/4	3/4	1/2	acme	1-1/2
P12S-UP060D-SP	P12S-UP060D-SP-WB	6	1-1/4	300	Delrin	7-1/4	3/4	1/2	acme	1-1/2
<b>Surelastic Rubber</b>										
P12S-PRP030B-SP	P12S-PRP030B-SP-WB	3	1-1/4	150	Annular ball	4-1/4	3/4	1/2	acme	1-5/16
P12S-PRP030D-SP	P12S-PRP030D-SP-WB	3	1-1/4	150	Delrin	4-1/4	3/4	1/2	acme	1-5/16
P12S-PRP035B-SP	P12S-PRP035B-SP-WB	3 1/2	1-1/4	250	Annular ball	4-11/16	3/4	1/2	acme	1-1/4
P12S-PRP035D-SP	P12S-PRP035D-SP-WB	3 1/2	1-1/4	250	Delrin	4-11/16	3/4	1/2	acme	1-1/4
P12S-PRP040B-SP	P12S-PRP040B-SP-WB	4	1-1/4	300	Annular ball	5-1/8	3/4	1/2	acme	1-1/4
P12S-PRP040D-SP	P12S-PRP040D-SP-WB	4	1-1/4	300	Delrin	5-1/8	3/4	1/2	acme	1-1/4
P12S-PRP050B-SP	P12S-PRP050B-SP-WB	5	1-1/4	325	Annular ball	6-3/16	3/4	1/2	acme	1-1/2
P12S-PRP050D-SP	P12S-PRP050D-SP-WB	5	1-1/4	325	Delrin	6-3/16	3/4	1/2	acme	1-1/2
P12S-PRP060B-SP	P12S-PRP060B-SP-WB	6	1-1/4	325	Annular ball	7-1/4	3/4	1/2	acme	1-1/2
P12S-PRP060D-SP	P12S-PRP060D-SP-WB	6	1-1/4	325	Delrin	7-1/4	3/4	1/2	acme	1-1/2

#### Options



With electrically conductive wheel  
(reduced load capacity)

Product code suffix

-EL


Available for

all surelastic wheels



## Series 12

### Light Duty Casters with Square Stem

 150 - 325 lbs



These casters, available in a **variety of mounting types**, feature a selection of treads for any application. Polypropylene wheels are **economical, strong, and easy to roll**

with ball bearings or delrin bearings for wet locations. **Polyurethane on polypropylene** wheels add the benefit of a **softer tread for more quiet operation** than a straight

polypropylene wheel, while the **surelastic wheel** features the **easy rolling** of a urethane wheel with the silence and **floor protection** of rubber.

Swivel casters	Swivel casters with wheel brake	Wheel Ø [inch]	Wheel width [inch]	Load capacity [lbs]	Bearing type	Total height [inch]	Stem Ø [inch]	Stem length [inch]	Swivel offset [inch]
<b>Polypropylene</b>									
P12S-PB030B-Q	P12S-PB030B-Q-WB	3	1-1/4	200	Annular ball	4-1/4	.865	2	1-5/16
P12S-PB030D-Q	P12S-PB030D-Q-WB	3	1-1/4	200	Delrin	4-1/4	.865	2	1-5/16
P12S-PB035B-Q	P12S-PB035B-Q-WB	3 1/2	1-1/4	230	Annular ball	4-11/16	.865	2	1-1/4
P12S-PB035D-Q	P12S-PB035D-Q-WB	3 1/2	1-1/4	230	Delrin	4-11/16	.865	2	1-1/4
P12S-PB040B-Q	P12S-PB040B-Q-WB	4	1-1/4	275	Annular ball	5-1/8	.865	2	1-1/4
P12S-PB040D-Q	P12S-PB040D-Q-WB	4	1-1/4	275	Delrin	5-1/8	.865	2	1-1/4
P12S-PB050B-Q	P12S-PB050B-Q-WB	5	1-1/4	300	Annular ball	6-3/16	.865	2	1-1/2
P12S-PB050D-Q	P12S-PB050D-Q-WB	5	1-1/4	300	Delrin	6-3/16	.865	2	1-1/2
P12S-PB060B-Q	P12S-PB060B-Q-WB	6	1-1/4	300	Annular ball	7-1/4	.865	2	1-1/2
P12S-PB060D-Q	P12S-PB060D-Q-WB	6	1-1/4	300	Delrin	7-1/4	.865	2	1-1/2
<b>Polyurethane on Polypropylene</b>									
P12S-UP030B-Q	P12S-UP030B-Q-WB	3	1-1/4	200	Annular ball	4-1/4	.865	2	1-5/16
P12S-UP030D-Q	P12S-UP030D-Q-WB	3	1-1/4	200	Delrin	4-1/4	.865	2	1-5/16
P12S-UP035B-Q	P12S-UP035B-Q-WB	3 1/2	1-1/4	250	Annular ball	4-11/16	.865	2	1-1/4
P12S-UP035D-Q	P12S-UP035D-Q-WB	3 1/2	1-1/4	250	Delrin	4-11/16	.865	2	1-1/4
P12S-UP040B-Q	P12S-UP040B-Q-WB	4	1-1/4	275	Annular ball	5-1/8	.865	2	1-1/4
P12S-UP040D-Q	P12S-UP040D-Q-WB	4	1-1/4	275	Delrin	5-1/8	.865	2	1-1/4
P12S-UP050B-Q	P12S-UP050B-Q-WB	5	1-1/4	300	Annular ball	6-3/16	.865	2	1-1/2
P12S-UP050D-Q	P12S-UP050D-Q-WB	5	1-1/4	300	Delrin	6-3/16	.865	2	1-1/2
P12S-UP060B-Q	P12S-UP060B-Q-WB	6	1-1/4	300	Annular ball	7-1/4	.865	2	1-1/2
P12S-UP060D-Q	P12S-UP060D-Q-WB	6	1-1/4	300	Delrin	7-1/4	.865	2	1-1/2
<b>Surelastic Rubber</b>									
P12S-PRP030B-Q	P12S-PRP030B-Q-WB	3	1-1/4	150	Annular ball	4-1/4	.865	2	1-5/16
P12S-PRP030D-Q	P12S-PRP030D-Q-WB	3	1-1/4	150	Delrin	4-1/4	.865	2	1-5/16
P12S-PRP035B-Q	P12S-PRP035B-Q-WB	3 1/2	1-1/4	250	Annular ball	4-11/16	.865	2	1-1/4
P12S-PRP035D-Q	P12S-PRP035D-Q-WB	3 1/2	1-1/4	250	Delrin	4-11/16	.865	2	1-1/4
P12S-PRP040B-Q	P12S-PRP040B-Q-WB	4	1-1/4	300	Annular ball	5-1/8	.865	2	1-1/4
P12S-PRP040D-Q	P12S-PRP040D-Q-WB	4	1-1/4	300	Delrin	5-1/8	.865	2	1-1/4
P12S-PRP050B-Q	P12S-PRP050B-Q-WB	5	1-1/4	325	Annular ball	6-3/16	.865	2	1-1/2
P12S-PRP050D-Q	P12S-PRP050D-Q-WB	5	1-1/4	325	Delrin	6-3/16	.865	2	1-1/2
P12S-PRP060B-Q	P12S-PRP060B-Q-WB	6	1-1/4	325	Annular ball	7-1/4	.865	2	1-1/2
P12S-PRP060D-Q	P12S-PRP060D-Q-WB	6	1-1/4	325	Delrin	7-1/4	.865	2	1-1/2

#### Options



With electrically conductive wheel  
(reduced load capacity)

Product code suffix


-EL

Available for

all surelastic wheels

## Series 12H

### Light Duty Casters with Plate

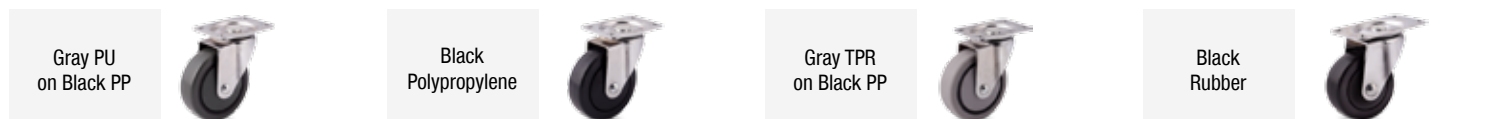
 175 - 330 lbs



The 12H Series features a **stronger construction** and slightly **higher capacity and load height** than the 12 Series. All casters come **with thread guards** (other

than the straight sided solid rubber) and are available either plain bore or with precision ball bearings. Whether you want the easy rolling precision ball bearing wheel or

the more economical plain bore, the weight capacity of the 12H series is unsurpassed for a light duty caster.




Swivel casters	Rigid casters	Swivel casters with side brake	Wheel Ø	Wheel width	Load capacity	Bearing type	Total height	Plate size	Bolt hole spacing	Bolt hole Ø	Swivel offset
			[inch]	[inch]	[lbs]		[inch]	swivel caster [inch]	[inch]	[inch]	[inch]
Blue Gray Polyurethane on Black Polypropylene											
P12HS-UP030G-12-TG	P12HR-UP030G-12-TG	P12HS-UP030G-12-SB-TG	3	1-1/4	220	Plain bore	3-15/16	2-1/2 x 3-5/8	1-3/4 x 2-13/16 to 3-1/16	5/16	1-3/16
P12HS-UP030K-12-TG	P12HR-UP030K-12-TG	P12HS-UP030K-12-SB-TG	3	1-1/4	220	Precision ball	3-15/16	2-1/2 x 3-5/8	1-3/4 x 2-13/16 to 3-1/16	5/16	1-3/16
P12HS-UP040G-12-TG	P12HR-UP040G-12-TG	P12HS-UP040G-12-SB-TG	4	1-1/4	285	Plain bore	4-59/64	2-7/8 x 3-5/8	1-3/4 x 2-13/16 to 3-1/16	5/16	1-11/32
P12HS-UP040K-12-TG	P12HR-UP040K-12-TG	P12HS-UP040K-12-SB-TG	4	1-1/4	290	Precision ball	4-59/64	2-7/8 x 3-5/8	1-3/4 x 2-13/16 to 3-1/16	5/16	1-11/32
P12HS-UP050G-12-TG	P12HR-UP050G-12-TG	P12HS-UP050G-12-SB-TG	5	1-1/4	310	Plain bore	6-1/8	2-7/8 x 3-5/8	1-3/4 x 2-13/16 to 3-1/16	5/16	1-29/64
P12HS-UP050K-12-TG	P12HR-UP050K-12-TG	P12HS-UP050K-12-SB-TG	5	1-1/4	310	Precision ball	6-1/8	2-7/8 x 3-5/8	1-3/4 x 2-13/16 to 3-1/16	5/16	1-29/64
P12HS-UP060G-12-TG	P12HR-UP060G-12-TG	P12HS-UP060G-12-SB-TG	6	1-1/4	330	Plain bore	7-1/16	2-7/8 x 3-5/8	1-3/4 x 2-13/16 to 3-1/16	5/16	1-29/64
P12HS-UP060K-12-TG	P12HR-UP060K-12-TG	P12HS-UP060K-12-SB-TG	6	1-1/4	330	Precision ball	7-1/16	2-7/8 x 3-5/8	1-3/4 x 2-13/16 to 3-1/16	5/16	1-29/64
Black Polypropylene											
P12HS-PB030G-12-TG	P12HR-PB030G-12-TG	P12HS-PB030G-12-SB-TG	3	1-1/4	220	Plain bore	3-15/16	2-1/2 x 3-5/8	1-3/4 x 2-13/16 to 3-1/16	5/16	1-3/16
P12HS-PB030K-12-TG	P12HR-PB030K-12-TG	P12HS-PB030K-12-SB-TG	3	1-1/4	220	Precision ball	3-15/16	2-1/2 x 3-5/8	1-3/4 x 2-13/16 to 3-1/16	5/16	1-3/16
P12HS-PB040G-12-TG	P12HR-PB040G-12-TG	P12HS-PB040G-12-SB-TG	4	1-1/4	275	Plain bore	4-59/64	2-7/8 x 3-5/8	1-3/4 x 2-13/16 to 3-1/16	5/16	1-11/32
P12HS-PB040K-12-TG	P12HR-PB040K-12-TG	P12HS-PB040K-12-SB-TG	4	1-1/4	275	Precision ball	4-59/64	2-7/8 x 3-5/8	1-3/4 x 2-13/16 to 3-1/16	5/16	1-11/32
P12HS-PB050G-12-TG	P12HR-PB050G-12-TG	P12HS-PB050G-12-SB-TG	5	1-1/4	285	Plain bore	6-1/8	2-7/8 x 3-5/8	1-3/4 x 2-13/16 to 3-1/16	5/16	1-29/64
P12HS-PB050K-12-TG	P12HR-PB050K-12-TG	P12HS-PB050K-12-SB-TG	5	1-1/4	330	Precision ball	6-1/8	2-7/8 x 3-5/8	1-3/4 x 2-13/16 to 3-1/16	5/16	1-29/64
Gray TPR on Black Polypropylene											
P12HS-RP030G-12-TG	P12HR-RP030G-12-TG	P12HS-RP030G-12-SB-TG	3	1-1/4	175	Plain bore	3-15/16	2-1/2 x 3-5/8	1-3/4 x 2-13/16 to 3-1/16	5/16	1-3/16
P12HS-RP030K-12-TG	P12HR-RP030K-12-TG	P12HS-RP030K-12-SB-TG	3	1-1/4	175	Precision ball	3-15/16	2-1/2 x 3-5/8	1-3/4 x 2-13/16 to 3-1/16	5/16	1-3/16
P12HS-RP040G-12-TG	P12HR-RP040G-12-TG	P12HS-RP040G-12-SB-TG	4	1-1/4	240	Plain bore	4-59/64	2-7/8 x 3-5/8	1-3/4 x 2-13/16 to 3-1/16	5/16	1-11/32
P12HS-RP040K-12-TG	P12HR-RP040K-12-TG	P12HS-RP040K-12-SB-TG	4	1-1/4	240	Precision ball	4-59/64	2-7/8 x 3-5/8	1-3/4 x 2-13/16 to 3-1/16	5/16	1-11/32
P12HS-RP050G-12-TG	P12HR-RP050G-12-TG	P12HS-RP050G-12-SB-TG	5	1-1/4	285	Plain bore	6-1/8	2-7/8 x 3-5/8	1-3/4 x 2-13/16 to 3-1/16	5/16	1-29/64
P12HS-RP050K-12-TG	P12HR-RP050K-12-TG	P12HS-RP050K-12-SB-TG	5	1-1/4	285	Precision ball	6-1/8	2-7/8 x 3-5/8	1-3/4 x 2-13/16 to 3-1/16	5/16	1-29/64
P12HS-RP060G-12-TG	P12HR-RP060G-12-TG	P12HS-RP060G-12-SB-TG	6	1-1/4	310	Plain bore	7-1/16	2-7/8 x 3-5/8	1-3/4 x 2-13/16 to 3-1/16	5/16	1-29/64
P12HS-RP060K-12-TG	P12HR-RP060K-12-TG	P12HS-RP060K-12-SB-TG	6	1-1/4	310	Precision ball	7-1/16	2-7/8 x 3-5/8	1-3/4 x 2-13/16 to 3-1/16	5/16	1-29/64
Black Rubber											
P12HS-R030G-12	P12HR-R030G-12	P12HS-R030G-12-SB	3	1-1/4	175	Plain bore	3-15/16	2-1/2 x 3-5/8	1-3/4 x 2-13/16 to 3-1/16	5/16	1-3/16
P12HS-R030K-12	P12HR-R030K-12	P12HS-R030K-12-SB	3	1-1/4	175	Precision ball	3-15/16	2-1/2 x 3-5/8	1-3/4 x 2-13/16 to 3-1/16	5/16	1-3/16
P12HS-R040G-12	P12HR-R040G-12	P12HS-R040G-12-SB	4	1-1/4	240	Plain bore	4-59/64	2-7/8 x 3-5/8	1-3/4 x 2-13/16 to 3-1/16	5/16	1-11/32
P12HS-R040K-12	P12HR-R040K-12	P12HS-R040K-12-SB	4	1-1/4	240	Precision ball	4-59/64	2-7/8 x 3-5/8	1-3/4 x 2-13/16 to 3-1/16	5/16	1-11/32
P12HS-R050G-12	P12HR-R050G-12	P12HS-R050G-12-SB	5	1-1/4	285	Plain bore	6-1/8	2-7/8 x 3-5/8	1-3/4 x 2-13/16 to 3-1/16	5/16	1-29/64
P12HS-R050K-12	P12HR-R050K-12	P12HS-R050K-12-SB	5	1-1/4	300	Precision ball	6-1/8	2-7/8 x 3-5/8	1-3/4 x 2-13/16 to 3-1/16	5/16	1-29/64
P12HS-R060G-12	P12HR-R060G-12	P12HS-R060G-12-SB	6	1-1/4	320	Plain bore	7-1/16	2-7/8 x 3-5/8	1-3/4 x 2-13/16 to 3-1/16	5/16	1-29/64
P12HS-R060K-12	P12HR-R060K-12	P12HS-R060K-12-SB	6	1-1/4	320	Precision ball	7-1/16	2-7/8 x 3-5/8	1-3/4 x 2-13/16 to 3-1/16	5/16	1-29/64



## Series 12H

### Light Duty Casters with Stem

 175 - 330 lbs



The 12H Series features a **stronger construction** and slightly **higher capacity and load height** than the 12 Series. All casters come **with thread guards** (other

than the straight sided solid rubber) and are available either plain bore or with precision ball bearings. Whether you want the easy rolling precision ball bearing wheel or

the more economical plain bore, the weight capacity of the 12H series is unsurpassed for a light duty caster.

Gray PU  
on Black PP



Black  
Polypropylene



Gray TPR  
on Black PP




Black  
Rubber



Swivel casters with stem	Swivel casters with stem and side brake	Wheel Ø [inch]	Wheel width [inch]	Load capacity [lbs]	Bearing type	Total height [inch]	Stem Ø [inch]	Stem length [inch]	Thread type [inch]	Swivel offset [inch]
<b>Blue Gray Polyurethane on Black Polypropylene</b>										
P12HS-UP030G-ST1	P12HS-UP030G-ST1-SB-TG	3	1-1/4	220	Plain bore	3-55/64	1/2	1-1/2	1/2-13	1-3/16
P12HS-UP030K-ST1	P12HS-UP030K-ST1-SB-TG	3	1-1/4	220	Precision ball	3-55/64	1/2	1-1/2	1/2-13	1-3/16
P12HS-UP040G-ST1	P12HS-UP040G-ST1-SB-TG	4	1-1/4	285	Plain bore	4-27/32	1/2	1-1/2	1/2-13	1-11/32
P12HS-UP040K-ST1	P12HS-UP040K-ST1-SB-TG	4	1-1/4	290	Precision ball	4-27/32	1/2	1-1/2	1/2-13	1-11/32
P12HS-UP050G-ST1	P12HS-UP050G-ST1-SB-TG	5	1-1/4	310	Plain bore	5-15/16	1/2	1-1/2	1/2-13	1-29/64
P12HS-UP050K-ST1	P12HS-UP050K-ST1-SB-TG	5	1-1/4	310	Precision ball	5-15/16	1/2	1-1/2	1/2-13	1-29/64
<b>Black Polypropylene</b>										
P12HS-PB030G-ST1	P12HS-PB030G-ST1-SB-TG	3	1-1/4	220	Plain bore	3-55/64	1/2	1-1/2	1/2-13	1-3/16
P12HS-PB030K-ST1	P12HS-PB030K-ST1-SB-TG	3	1-1/4	220	Precision ball	3-55/64	1/2	1-1/2	1/2-13	1-3/16
P12HS-PB040G-ST1	P12HS-PB040G-ST1-SB-TG	4	1-1/4	275	Plain bore	4-27/32	1/2	1-1/2	1/2-13	1-11/32
P12HS-PB040K-ST1	P12HS-PB040K-ST1-SB-TG	4	1-1/4	275	Precision ball	4-27/32	1/2	1-1/2	1/2-13	1-11/32
P12HS-PB050G-ST1	P12HS-PB050G-ST1-SB-TG	5	1-1/4	285	Plain bore	5-15/16	1/2	1-1/2	1/2-13	1-29/64
P12HS-PB050K-ST1	P12HS-PB050K-ST1-SB-TG	5	1-1/4	330	Precision ball	5-15/16	1/2	1-1/2	1/2-13	1-29/64
<b>Gray TPR on Gray Polypropylene</b>										
P12HS-RP030G-ST1	P12HS-RP030G-ST1-SB-TG	3	1-1/4	175	Plain bore	3-55/64	1/2	1-1/2	1/2-13	1-3/16
P12HS-RP030K-ST1	P12HS-RP030K-ST1-SB-TG	3	1-1/4	175	Precision ball	3-55/64	1/2	1-1/2	1/2-13	1-3/16
P12HS-RP040G-ST1	P12HS-RP040G-ST1-SB-TG	4	1-1/4	240	Plain bore	4-27/32	1/2	1-1/2	1/2-13	1-11/32
P12HS-RP040K-ST1	P12HS-RP040K-ST1-SB-TG	4	1-1/4	240	Precision ball	4-27/32	1/2	1-1/2	1/2-13	1-11/32
P12HS-RP050G-ST1	P12HS-RP050G-ST1-SB-TG	5	1-1/4	285	Plain bore	5-15/16	1/2	1-1/2	1/2-13	1-29/64
P12HS-RP050K-ST1	P12HS-RP050K-ST1-SB-TG	5	1-1/4	285	Precision ball	5-15/16	1/2	1-1/2	1/2-13	1-29/64
<b>Black Rubber</b>										
P12HS-R030G-ST1	P12HS-R030G-ST1-SB	3	1-1/4	175	Plain bore	3-55/64	1/2	1-1/2	1/2-13	1-3/16
P12HS-R030K-ST1	P12HS-R030K-ST1-SB	3	1-1/4	175	Precision ball	3-55/64	1/2	1-1/2	1/2-13	1-3/16
P12HS-R040G-ST1	P12HS-R040G-ST1-SB	4	1-1/4	240	Plain bore	4-27/32	1/2	1-1/2	1/2-13	1-11/32
P12HS-R040K-ST1	P12HS-R040K-ST1-SB	4	1-1/4	240	Precision ball	4-27/32	1/2	1-1/2	1/2-13	1-11/32
P12HS-R050G-ST1	P12HS-R050G-ST1-SB	5	1-1/4	300	Plain bore	5-15/16	1/2	1-1/2	1/2-13	1-29/64
P12HS-R050K-ST1	P12HS-R050K-ST1-SB	5	1-1/4	285	Precision ball	5-15/16	1/2	1-1/2	1/2-13	1-29/64

## Series 12X Stainless Steel Casters



 155 - 300 lbs



Ideal for **baking carts, autoclaves** or any other application requiring extreme heat resistance. These completely **stainless steel and high temperature casters** are

carefully designed to work to enhance mobility in applications that move in and out of high temperature environments.

Red Phenolic



Black Phenolic



Swivel casters	Rigid casters	Swivel casters with side brake	Wheel Ø [inch]	Wheel width [inch]	Load capacity [lbs]	Bearing type	Total height [inch]	Plate size swivel caster [inch]	Bolt hole spacing [inch]	Bolt hole Ø [inch]	Swivel offset [inch]
<b>Heat Resistant Casters with Red Phenolic Wheel, up to 500° F</b>											
P12SX-HRP030G-12	P12RX-HRP030G-12	P12SX-HRP030G-12-SB	3	1-1/4	155	Plain bore	4-1/4	2-1/2 x 3-5/8	1-3/4 x 2-13/16 to 3-1/16	5/16	1-1/4
P12SX-HRP040G-12	P12RX-HBP040G-12	P12SX-HBP040G-12-SB	4	1-1/4	220	Plain bore	5-1/8	2-1/2 x 3-5/8	1-3/4 x 2-13/16 to 3-1/16	5/16	1-1/4
P12SX-HRP050G-12	P12RX-HRP050G-12	P12SX-HRP050G-12-SB	5	1-1/4	275	Plain bore	6-3/16	2-1/2 x 3-5/8	1-3/4 x 2-13/16 to 3-1/16	5/16	1-1/4
<b>Heat Resistant Caster with Black Phenolic Wheel, up to 390° F</b>											
P12SX-HBP040G-12	P12RX-HBP040G-12	P12SX-HBP040G-12-SB	4	1-1/4	220	Plain bore	5-1/8	2-1/2 x 3-5/8	1-3/4 x 2-13/16 to 3-1/16	5/16	1-1/4

Gray PU  
on PP



Swivel casters	Rigid casters	Swivel casters with total lock	Wheel Ø [inch]	Wheel width [inch]	Load capacity [lbs]	Bearing type	Total height [inch]	Plate size swivel caster [inch]	Bolt hole spacing [inch]	Bolt hole Ø [inch]	Swivel offset [inch]
<b>Stainless Steel Casters, Wheel with Gray Polyurethane Tread</b>											
P21SX-UP030G-12	P21RX-UP030G-12	P21SX-UP030G-12-TB	3	1-1/4	175	Plain bore	4-1/4	2-1/2 x 3-5/8	1-3/4 x 2-13/16 to 3-1/16	5/16	1-5/16
P21SX-UP040G-12	P21RX-UP040G-12	P21SX-UP040G-12-TB	4	1-1/4	240	Plain bore	5-1/8	2-1/2 x 3-5/8	1-3/4 x 2-13/16 to 3-1/16	5/16	1-1/4
P21SX-UP050G-12	P21RX-UP050G-12	P21SX-UP050G-12-TB	5	1-1/4	300	Plain bore	6-3/16	2-1/2 x 3-5/8	1-3/4 x 2-13/16 to 3-1/16	5/16	1-1/2

Gray TPR  
on PP




Swivel casters	Rigid casters	Swivel casters with total lock	Wheel Ø [inch]	Wheel width [inch]	Load capacity [lbs]	Bearing type	Total height [inch]	Plate size swivel caster [inch]	Bolt hole spacing [inch]	Bolt hole Ø [inch]	Swivel offset [inch]
<b>Stainless Steel Casters, Wheel with Gray TPR Tread</b>											
P21SX-RP030G-12	P21RX-RP030G-12	P21SX-RP030G-12-TB	3	1-1/4	165	Plain bore	4-1/4	2-1/2 x 3-5/8	1-3/4 x 2-13/16 to 3-1/16	5/16	1-5/16
P21SX-RP040G-12	P21RX-RP040G-12	P21SX-RP040G-12-TB	4	1-1/4	175	Plain bore	5-1/8	2-1/2 x 3-5/8	1-3/4 x 2-13/16 to 3-1/16	5/16	1-1/4
P21SX-RP050G-12	P21RX-RP050G-12	P21SX-RP050G-12-TB	5	1-1/4	220	Plain bore	6-3/16	2-1/2 x 3-5/8	1-3/4 x 2-13/16 to 3-1/16	5/16	1-1/2

## Series 13


### 1.5" Wide Wheel Casters with -14 Top Plates



 175 - 660 lbs

These casters are ideal where the capacity of a two inch wide wheel is not required or where **ease of swiveling** the caster on **soft surfaces** is a priority. Available in a

variety of wheel types, this series provides a product in the transition between light and medium duty casters.



Swivel casters	Rigid casters	Swivel casters with total lock brake	Wheel Ø [inch]	Wheel width [inch]	Load capacity [lbs]	Bearing type	Total height [inch]	Plate size swivel caster [inch]	Bolt hole spacing [inch]	Bolt hole Ø [inch]	Swivel offset [inch]
<b>Black Fiberglass Nylon</b>											
	P13R-NG020G-14		2	1-1/2	550	Precision ball	3-3/32	2-1/2 x 3-5/8	1-3/4 x 2-15/16	5/16	
P13S-NG033K-P		P13S-NG033K-P-TB	3-1/4	1-1/2	660	Precision ball	4-1/4	3-11/32 x 4-1/8	2-3/8 x 3-5/64	3/8	1-25/32
<b>Gray TPR</b>											
P13S-RP033G-P		P13S-RP033G-P-TB	3-1/4	1-1/4	175	Plain bore	3-15/16	2-1/2 x 3-5/8	1-3/4 x 2-13/16 to 3-1/16	5/16	1-3/16
P13S-RP040D-14	P13R-RP040D-14	P13S-RP040D-14-SB	4	1-1/4	175	Delrin	5-5/16	2-1/2 x 3-5/8	1-3/4 x 2-13/16 to 3-1/16	5/16	1-3/16
P13S-RP050D-14	P13R-RP050D-14	P13S-RP050D-14-SB	5	1-1/4	240	Delrin	6-1/4	2-7/8 x 3-5/8	1-3/4 x 2-13/16 to 3-1/16	5/16	1-11/32
<b>Gray Polyurethane on Polypropylene</b>											
P13S-UP040D-14	P13R-UP040D-14	P13S-UP040D-14-SB	4	1-1/2	350	Delrin	5-5/16	3-3/4 x 4-1/2	3 x 3 to 2-5/8 x 3-5/8	3/8	1-11/32
P13S-UP050D-14	P13R-UP050D-14	P13S-UP050D-14-SB	5	1-1/2	440	Delrin	6-1/4	3-3/4 x 4-1/2	3 x 3 to 2-5/8 x 3-5/8	3/8	1-11/32
<b>Yellow Flat Polyurethane on Iron Wheel</b>											
P13S-UY040G-14	P13R-UY040G-14	P13S-UY040G-14-SB	4	1-1/2	550	Plain bore	5-5/16	3-3/4 x 4-1/2	3 x 3 to 2-5/8 x 3-5/8	3/8	1-11/32
P13S-UY050G-14	P13R-UY050G-14	P13S-UY050G-14-SB	5	1-1/2	550	Plain bore	6-1/4	3-3/4 x 4-1/2	3 x 3 to 2-5/8 x 3-5/8	3/8	1-11/32




Swivel casters with total lock brake	Wheel Ø [inch]	Wheel width [inch]	Load capacity [lbs]	Bearing type	Total height [inch]	Stem Ø [inch]	Stem length [inch]	Swivel offset [inch]
<b>Gray Polyurethane on Polypropylene</b>								
P13S-UP050D-SR1-TB	5	1-1/2	440	Delrin	6-1/4	1	1-3/4	1-11/32
<b>Gray TPR</b>								
P13S-RP033G-SR1-TB	3-1/4	1-1/2	285	Plain bore	4-19/64	1	1-3/4	1-11/32

## Series 14X

### Light Duty Stainless Medical Casters with Plate



 165 - 240 lbs



Ideal for **hospitals, rehab facilities, pharmaceutical companies**, or anywhere else where cleanliness and **cleaning chemicals** are important factors. These

highly polished **stainless steel** casters are available with **total lock brakes** (red labels) or **directional locks** (green labels) allowing safe operation and easy maneuverability.

**Thread guards** in the wheels help protect the bearings while making the caster **easier to clean** and visually appealing.

Gray TPR  
on Gray PP



Gray PU  
on Gray PP



Swivel casters	Rigid casters	Swivel casters with total brake	Wheel Ø [inch]	Wheel width [inch]	Load capacity [lbs]	Bearing type	Total height [inch]	Plate size swivel caster [inch]	Bolt hole spacing [inch]	Bolt hole Ø [inch]	Swivel offset [inch]
<b>Gray TPR on Gray Polypropylene</b>											
P14SX-RP030K-12	P14RX-RP030K-12	P14SX-RP030K-12-TB	3	1-1/4	165	Precision ball	4-7/16	2-7/8 x 3-5/8	1-3/4 x 2-13/16 to 3-1/16	5/16	1-13/32
P14SX-RP040K-12	P14RX-RP040K-12	P14SX-RP040K-12-TB	4	1-1/4	190	Precision ball	5-7/16	2-7/8 x 3-5/8	1-3/4 x 2-13/16 to 3-1/16	5/16	1-37/64
P14SX-RP050K-12	P14RX-RP050K-12	P14SX-RP050K-12-TB	5	1-1/4	220	Precision ball	6-7/16	2-7/8 x 3-5/8	1-3/4 x 2-13/16 to 3-1/16	5/16	1-23/32
P14SX-RP060K-12	P14RX-RP060K-12	P14SX-RP060K-12-TB	6	1-1/4	240	Precision ball	7-13/32	2-7/8 x 3-5/8	1-3/4 x 2-13/16 to 3-1/16	5/16	1-19/32
<b>Gray Polyurethane on Gray Polypropylene</b>											
P14SX-UP030K-12	P14RX-UP030K-12	P14SX-UP030K-12-TB	3	1-1/4	165	Precision ball	4-7/16	2-7/8 x 3-5/8	1-3/4 x 2-13/16 to 3-1/16	5/16	1-13/32
P14SX-UP040K-12	P14RX-UP040K-12	P14SX-UP040K-12-TB	4	1-1/4	190	Precision ball	5-7/16	2-7/8 x 3-5/8	1-3/4 x 2-13/16 to 3-1/16	5/16	1-37/64
P14SX-UP050K-12	P14RX-UP050K-12	P14SX-UP050K-12-TB	5	1-1/4	220	Precision ball	6-7/16	2-7/8 x 3-5/8	1-3/4 x 2-13/16 to 3-1/16	5/16	1-23/32
P14SX-UP060K-12	P14RX-UP060K-12	P14SX-UP060K-12-TB	6	1-1/4	240	Precision ball	7-13/32	2-7/8 x 3-5/8	1-3/4 x 2-13/16 to 3-1/16	5/16	1-19/32

#### Options



With directional lock

Product code suffix

**-DL**


Available for

all

## Series 14X

### Light Duty Stainless Medical Casters with Hollow Kingpin



 165 - 240 lbs



Ideal for **hospitals, rehab facilities, pharmaceutical companies**, or anywhere else where cleanliness and cleaning chemicals are important factors. These highly polished **stainless steel casters** are available with

total lock brakes (red labels) or directional locks (green labels) allowing safe operation and easy maneuverability. Thread guards in the wheels help protect the bearings while making the caster easier to clean and visually appealing.

**The hollow kingpin “bolt hole” allows easy installation** with a single bolt through the center of the caster.

Gray TPR  
on PP



Gray PU  
on PP



Swivel casters with hollow kingpin	Swivel casters, hollow kingpin and total brake	Wheel Ø [inch]	Wheel width [inch]	Load capacity [lbs]	Bearing type	Total height [inch]	Bolt hole Ø [inch]	Swivel offset [inch]
<b>Gray TPR on Gray Polypropylene</b>								
P14SX-RP030K-H	P14SX-RP030K-H-TB	3	1-1/4	165	Precision ball	4-35/64	1/2	1-13/32
P14SX-RP040K-H	P14SX-RP040K-H-TB	4	1-1/4	190	Precision ball	5-5/16	1/2	1-37/64
P14SX-RP050K-H	P14SX-RP050K-H-TB	5	1-1/4	220	Precision ball	6-5/16	1/2	1-23/32
P14SX-RP060K-H	P14SX-RP060K-H-TB	6	1-1/4	240	Precision ball	7-9/32	1/2	1-19/32
<b>Gray Polyurethane on Gray Polypropylene</b>								
P14SX-UP030K-H	P14SX-UP030K-H-TB	3	1-1/4	165	Precision ball	4-35/64	1/2	1-13/32
P14SX-UP040K-H	P14SX-UP040K-H-TB	4	1-1/4	190	Precision ball	5-5/16	1/2	1-37/64
P14SX-UP050K-H	P14SX-UP050K-H-TB	5	1-1/4	220	Precision ball	6-5/16	1/2	1-23/32
P14SX-UP060K-H	P14SX-UP060K-H-TB	6	1-1/4	240	Precision ball	7-9/32	1/2	1-19/32

#### Options



With directional lock



With thread stem and total lock,  
stem-Ø 1/2", stem length 2-5/8",  
thread type 1/2-13", chrome finish



With friction grip stem and total  
lock, stem-Ø 0.843", stem length  
2-1/8", chrome finish

Product code suffix

**-DL**

**-ST9**

**-SG7**

Available for

all TPR and PU


all PU

all PU

## Series 15X

### Stainless Medical Casters With Step on/off System



 165 - 240 lbs



Ideal for **hospitals, rehab facilities, pharmaceutical companies**, or anywhere else where cleanliness and **cleaning chemicals** are important factors. These highly polished **stainless steel casters** are available with

**total lock brakes** (red labels) or **directional locks** (green labels) which are easily activated by stepping on a pedal, and deactivated by stepping on a second pedal that deploys when the brake is active, allowing safe operation and easy

maneuverability. **Thread guards** in the wheels help protect the bearings while making the caster **easier to clean** and visually appealing. Available with ergonomic precision ball bearings, or delrin bearings for very wet environments.

Gray TPR  
on Gray PP



Gray PU  
on Gray PP



Swivel casters with plate	Rigid casters	Swivel casters with total brake	Wheel Ø [inch]	Wheel width [inch]	Load cap. [lbs]	Bearing type	Total height [inch]	Plate size swivel caster [inch]	Bolt hole spacing [inch]	Bolt hole Ø [inch]	Swivel offset [inch]
<b>Gray TPR on Gray Polypropylene *</b>											
P15SX-RP030D-P	P15RX-RP030D-P	P15SX-RP030D-P-TB	3	1-1/4	165	Delrin	4-7/16	2-3/4x3-3/4	1-25/32 / 2-3/64 x 2-27/32/2-61/64	5/16	1-25/32
P15SX-RP030K-P-TG	P15RX-RP030K-P-TG	P15SX-RP030K-P-TB-TG	3	1-1/4	165	Precision ball	4-7/16	2-3/4x3-3/4	1-25/32 / 2-3/64 x 2-27/32/2-61/64	5/16	1-25/32
P15SX-RP040D-P	P15RX-RP040D-P	P15SX-RP040D-P-TB	4	1-1/4	190	Delrin	5-7/16	2-3/4x3-3/4	1-25/32 / 2-3/64 x 2-27/32/2-61/64	5/16	1-25/32
P15SX-RP040K-P-TG	P15RX-RP040K-P-TG	P15SX-RP040K-P-TB-TG	4	1-1/4	190	Precision ball	5-7/16	2-3/4x3-3/4	1-25/32 / 2-3/64 x 2-27/32/2-61/64	5/16	1-25/32
P15SX-RP040K-P-TM	P15RX-RP040K-P-TM	P15SX-RP040K-P-TB-TM	4	1-1/4	190	Precision ball	5-7/16	2-3/4x3-3/4	1-25/32 / 2-3/64 x 2-27/32/2-61/64	5/16	1-25/32
P15SX-RP050D-P	P15RX-RP050D-P	P15SX-RP050D-P-TB	5	1-1/4	220	Delrin	6-7/16	2-3/4x3-3/4	1-25/32 / 2-3/64 x 2-27/32/2-61/64	5/16	1-25/32
P15SX-RP050K-P-TG	P15RX-RP050K-P-TG	P15SX-RP050K-P-TB-TG	5	1-1/4	220	Precision ball	6-7/16	2-3/4x3-3/4	1-25/32 / 2-3/64 x 2-27/32/2-61/64	5/16	1-21/32
P15SX-RP050K-P-TM	P15RX-RP050K-P-TM	P15SX-RP050K-P-TB-TM	5	1-1/4	220	Precision ball	6-7/16	2-3/4x3-3/4	1-25/32 / 2-3/64 x 2-27/32/2-61/64	5/16	1-21/32
P15SX-RP060D-P	P15RX-RP060D-P	P15SX-RP060D-P-TB	6	1-1/4	240	Delrin	7-13/32	2-3/4x3-3/4	1-25/32 / 2-3/64 x 2-27/32/2-61/64	5/16	1-25/32
P15SX-RP060K-P-TG	P15RX-RP060K-P-TG	P15SX-RP060K-P-TB-TG	6	1-1/4	240	Precision ball	7-13/32	2-3/4x3-3/4	1-25/32 / 2-3/64 x 2-27/32/2-61/64	5/16	1-21/32
P15SX-RP060K-P-TM	P15RX-RP060K-P-TM	P15SX-RP060K-P-TB-TM	6	1-1/4	240	Precision ball	7-13/32	2-3/4x3-3/4	1-25/32 / 2-3/64 x 2-27/32/2-61/64	5/16	1-21/32
<b>Gray Polyurethane on Gray Polypropylene *</b>											
P15SX-UP030D-P	P15RX-UP030D-P	P15SX-UP030D-P-TB	3	1-1/4	165	Delrin	4-7/16	2-3/4x3-3/4	1-25/32 / 2-3/64 x 2-27/32/2-61/64	5/16	1-25/32
P15SX-UP030K-P-TG	P15RX-UP030K-P-TG	P15SX-UP030K-P-TB-TG	3	1-1/4	165	Precision ball	4-7/16	2-3/4x3-3/4	1-25/32 / 2-3/64 x 2-27/32/2-61/64	5/16	1-25/32
P15SX-UP040D-P	P15RX-UP040D-P	P15SX-UP040D-P-TB	4	1-1/4	190	Delrin	5-7/16	2-3/4x3-3/4	1-25/32 / 2-3/64 x 2-27/32/2-61/64	5/16	1-25/32
P15SX-UP040K-P-TG	P15RX-UP040K-P-TG	P15SX-UP040K-P-TB-TG	4	1-1/4	190	Precision ball	5-7/16	2-3/4x3-3/4	1-25/32 / 2-3/64 x 2-27/32/2-61/64	5/16	1-25/32
P15SX-UP040K-P-TM	P15RX-UP040K-P-TM	P15SX-UP040K-P-TB-TM	4	1-1/4	190	Precision ball	5-7/16	2-3/4x3-3/4	1-25/32 / 2-3/64 x 2-27/32/2-61/64	5/16	1-25/32
P15SX-UP050D-P	P15RX-UP050D-P	P15SX-UP050D-P-TB	5	1-1/4	220	Delrin	6-7/16	2-3/4x3-3/4	1-25/32 / 2-3/64 x 2-27/32/2-61/64	5/16	1-25/32
P15SX-UP050K-P-TG	P15RX-UP050K-P-TG	P15SX-UP050K-P-TB-TG	5	1-1/4	220	Precision ball	6-7/16	2-3/4x3-3/4	1-25/32 / 2-3/64 x 2-27/32/2-61/64	5/16	1-21/32
P15SX-UP050K-P-TM	P15RX-UP050K-P-TM	P15SX-UP050K-P-TB-TM	5	1-1/4	220	Precision ball	6-7/16	2-3/4x3-3/4	1-25/32 / 2-3/64 x 2-27/32/2-61/64	5/16	1-21/32
P15SX-UP060D-P	P15RX-UP060D-P	P15SX-UP060D-P-TB	6	1-1/4	240	Delrin	7-13/32	2-3/4x3-3/4	1-25/32 / 2-3/64 x 2-27/32/2-61/64	5/16	1-25/32
P15SX-UP060K-P-TG	P15RX-UP060K-P-TG	P15SX-UP060K-P-TB-TG	6	1-1/4	240	Precision ball	7-13/32	2-3/4x3-3/4	1-25/32 / 2-3/64 x 2-27/32/2-61/64	5/16	1-21/32
P15SX-UP060K-P-TM	P15RX-UP060K-P-TM	P15SX-UP060K-P-TB-TM	6	1-1/4	240	Precision ball	7-13/32	2-3/4x3-3/4	1-25/32 / 2-3/64 x 2-27/32/2-61/64	5/16	1-21/32

\* -TG: With plastic thread guard, -TM: With metal thread guard  
Delrin bearing casters do NOT have thread guards.

#### Options



With directional lock

Product code suffix


**-DL**

Available for

all wheel Ø,  
upon request

## Series 15X

### Light Duty Stainless Medical Casters with Hollow Kingpin

 165 - 240 lbs



Ideal for **hospitals, rehab facilities, pharmaceutical companies**, or anywhere else where cleanliness and **cleaning chemicals** are important factors. These highly polished **stainless steel casters** are available with **total lock brakes** (red labels) or **directional locks** (green labels)

which are easily activated by stepping on a pedal, and deactivated by stepping on a second pedal that deploys when the brake is active, allowing **safe operation** and **easy maneuverability**. **Thread guards** in the wheels help protect the bearings while making the caster

**easier to clean and visually appealing**. Available with ergonomic precision ball bearings, or delrin bearings for very wet environments. The **hollow kingpin "bolt hole"** allows **easy installation** with a single bolt through the center of the caster.

Gray TPR  
on Gray PP



Gray PU  
on Gray PP



Swivel casters with hollow kingpin	Swivel casters, hollow kingpin and total brake	Wheel Ø [inch]	Wheel width [inch]	Load capacity [lbs]	Bearing type	Total height [inch]	Bolt hole Ø [inch]	Swivel offset [inch]
<b>Gray TPR on Gray Polypropylene *</b>								
P15SX-RP030D-H	P15SX-RP030D-H-TB	3	1-1/4	165	Delrin	4-35/64	1/2	3-5/64
P15SX-RP030K-H-TG	P15SX-RP030K-H-TB-TG	3	1-1/4	165	Precision ball	4-35/64	1/2	3-5/64
P15SX-RP040D-H	P15SX-RP040D-H-TB	4	1-1/4	190	Delrin	5-5/16	1/2	3-5/64
P15SX-RP040K-H-TG	P15SX-RP040K-H-TB-TG	4	1-1/4	190	Precision ball	5-5/16	1/2	3-5/64
P15SX-RP040K-H-TM	P15SX-RP040K-H-TB-TM	4	1-1/4	190	Precision ball	5-5/16	1/2	3-5/64
P15SX-RP050D-H	P15SX-RP050D-H-TB	5	1-1/4	220	Delrin	6-5/16	1/2	3-5/64
P15SX-RP050K-H-TG	P15SX-RP050K-H-TB-TG	5	1-1/4	220	Precision ball	6-5/16	1/2	3-5/64
P15SX-RP050K-H-TM	P15SX-RP050K-H-TB-TM	5	1-1/4	220	Precision ball	6-5/16	1/2	3-5/64
P15SX-RP060D-H	P15SX-RP060D-H-TB	6	1-1/4	240	Delrin	7-9/32	1/2	3-35/64
P15SX-RP060K-H-TG	P15SX-RP060K-H-TB-TG	6	1-1/4	240	Precision ball	7-9/32	1/2	3-35/64
P15SX-RP060K-H-TM	P15SX-RP060K-H-TB-TM	6	1-1/4	240	Precision ball	7-9/32	1/2	3-35/64
<b>Gray Polyurethane on Gray Polypropylene *</b>								
P15SX-UP030D-H	P15SX-UP030D-H-TB	3	1-1/4	165	Delrin	4-35/64	1/2	3-5/64
P15SX-UP030K-H-TG	P15SX-UP030K-H-TB-TG	3	1-1/4	165	Precision ball	4-35/64	1/2	3-5/64
P15SX-UP040D-H	P15SX-UP040D-H-TB	4	1-1/4	190	Delrin	5-5/16	1/2	3-5/64
P15SX-UP040K-H-TG	P15SX-UP040K-H-TB-TG	4	1-1/4	190	Precision ball	5-5/16	1/2	3-5/64
P15SX-UP040K-H-TM	P15SX-UP040K-H-TB-TM	4	1-1/4	190	Precision ball	5-5/16	1/2	3-5/64
P15SX-UP050D-H	P15SX-UP050D-H-TB	5	1-1/4	220	Delrin	6-5/16	1/2	3-5/64
P15SX-UP050K-H-TG	P15SX-UP050K-H-TB-TG	5	1-1/4	220	Precision ball	6-5/16	1/2	3-5/64
P15SX-UP050K-H-TM	P15SX-UP050K-H-TB-TM	5	1-1/4	220	Precision ball	6-5/16	1/2	3-5/64
P15SX-UP060D-H	P15SX-UP060D-H-TB	6	1-1/4	240	Delrin	7-9/32	1/2	3-35/64
P15SX-UP060K-H-TG	P15SX-UP060K-H-TB-TG	6	1-1/4	240	Precision ball	7-9/32	1/2	3-35/64
P15SX-UP060K-H-TM	P15SX-UP060K-H-TB-TM	6	1-1/4	240	Precision ball	7-9/32	1/2	3-35/64

\* -TG: With plastic thread guard, -TM: With metal thread guard  
Delrin bearing casters do NOT have thread guards.

#### Options



With directional lock

With thread stem M16x30 mm, white plastic frame, offset 1-25/32"

With thread stem M16x30 mm and **brake**, white plastic frame, offset 1-25/32"

With central brake, stem Ø 1-1/2", plastic thread guard, **chrome**, offset 1-45/64"

With central brake, stem Ø 1-1/2", plastic thread guard, **beige**, offset 1-45/64"

Product code suffix

**-DL**

**-ST16**

**-ST16-TB**

**-SM-MB-TG-CF**

**-SM-MB-TG-CB**

Available for

all wheel Ø, upon request

PU and TPR with wheel Ø 4" and 5"

PU and TPR with wheel Ø 4" and 5"

PU and TPR wheels with Ø 5"


PU and TPR wheels with Ø 5"



## Series 16

### Light Duty Chrome Plated Shock Absorbing Casters



 165 - 240 lbs

Chrome plated for excellent **cosmetics and corrosion resistance**, these casters are ideal for medical environments where the load needs to be **isolated from bumps**

and jarring induced by elevator transitions and door jams. The precision ball bearings allow easy rolling while the **springs absorb any disturbance**, keeping the load

undisturbed. Available in both top plate or hollow kingpin "bolt hole" mounting options.

**Antistatic wheels are also available.**

Swivel casters with plate	Rigid casters	Swivel casters with wheel brake	Wheel Ø [inch]	Wheel width [inch]	Load cap.* [lbs]	Bearing type	Total height [inch]	Plate size swivel caster [inch]	Bolt hole spacing [inch]	Bolt hole Ø [inch]	Swivel offset [inch]	Initial tension [inch]	Spring travel [inch]
Gray TPR on Gray Polypropylene *													
P16S-RP030K-P	P16R-RP030K-P	P16S-RP030K-P-WB	3	1-1/4	165	Prec. ball	4-7/16	2-3/4 x 3-3/4	1-25/32 / 2-3/64 x 2-27/32/2-61/64	5/16	3-5/64	66	13/32
P16S-RP040K-P	P16R-RP040K-P	P16S-RP040K-P-WB	4	1-1/4	190	Prec. ball	5-7/16	2-3/4 x 3-3/4	1-25/32 / 2-3/64 x 2-27/32/2-61/64	5/16	3-5/64	66	19/32
P16S-RP050K-P	P16R-RP050K-P	P16S-RP050K-P-WB	5	1-1/4	220	Prec. ball	6-7/16	2-3/4 x 3-3/4	1-25/32 / 2-3/64 x 2-27/32/2-61/64	5/16	3-5/64	110	13/32
P16S-RP060K-P	P16R-RP060K-P	P16S-RP060K-P-WB	6	1-1/4	240	Prec. ball	7-13/32	2-3/4 x 3-3/4	1-25/32 / 2-3/64 x 2-27/32/2-61/64	5/16	3-35/64	110	19/32
Gray TPU on Gray Polypropylene *													
P16S-UP030K-P	P16R-UP030K-P	P16S-UP030K-P-WB	3	1-1/4	165	Prec. ball	4-7/16	2-3/4 x 3-3/4	1-25/32 / 2-3/64 x 2-27/32/2-61/64	5/16	3-5/64	66	13/32
P16S-UP040K-P	P16R-UP040K-P	P16S-UP040K-P-WB	4	1-1/4	190	Prec. ball	5-7/16	2-3/4 x 3-3/4	1-25/32 / 2-3/64 x 2-27/32/2-61/64	5/16	3-5/64	66	19/32
P16S-UP050K-P	P16R-UP050K-P	P16S-UP050K-P-WB	5	1-1/4	220	Prec. ball	6-7/16	2-3/4 x 3-3/4	1-25/32 / 2-3/64 x 2-27/32/2-61/64	5/16	3-5/64	110	13/32
P16S-UP060K-P	P16R-UP060K-P	P16S-UP060K-P-WB	6	1-1/4	240	Prec. ball	7-13/32	2-3/4 x 3-3/4	1-25/32 / 2-3/64 x 2-27/32/2-61/64	5/16	3-35/64	110	19/32

\* Max. spring tension [lbs]

Swivel casters with hollow kingpin	Swivel casters, hollow kingpin, wheel brake	Wheel Ø [inch]	Wheel width [inch]	Load cap.* [lbs]	Bearing type	Total height [inch]	Bolt hole Ø [inch]	Swivel offset [inch]	Initial tension [inch]	Spring travel [inch]
Gray TPR on Gray Polypropylene *										
P16S-RP030K-H	P16S-RP030K-H-WB	3	1-1/4	165	Precision ball	4-35/64	1/2	3-5/64	66	13/32
P16S-RP040K-H	P16S-RP040K-H-WB	4	1-1/4	190	Precision ball	5-5/16	1/2	3-5/64	66	19/32
P16S-RP050K-H	P16S-RP050K-H-WB	5	1-1/4	220	Precision ball	6-5/16	1/2	3-5/64	110	13/32
P16S-RP060K-H	P16S-RP060K-H-WB	6	1-1/4	240	Precision ball	7-9/32	1/2	3-35/64	110	19/32
Gray TPU on Gray Polypropylene *										
P16S-UP030K-H	P16S-UP030K-H-WB	3	1-1/4	165	Precision ball	4-35/64	1/2	3-5/64	66	13/32
P16S-UP040K-H	P16S-UP040K-H-WB	4	1-1/4	190	Precision ball	5-5/16	1/2	3-5/64	66	19/32
P16S-UP050K-H	P16S-UP050K-H-WB	5	1-1/4	220	Precision ball	6-5/16	1/2	3-5/64	110	13/32
P16S-UP060K-H	P16S-UP060K-H-WB	6	1-1/4	240	Precision ball	7-9/32	1/2	3-35/64	110	19/32

\* Max. spring tension [lbs]

#### Options



With antistatic wheel

Product code suffix

-AS

Available for


all



## Series 17

### Polymer Medical Casters



 165 - 240 lbs

Manufactured from a fiberglass and nylon matrix, these casters are developed with **no external metal parts** to corrode and **are easy to clean** as well as blending in well with most polymer medical cabinets.

Swivel casters with plate	Swivel casters with total brake	Wheel Ø [inch]	Wheel width [inch]	Load capacity [lbs]	Bearing type	Total height [inch]	Plate size swivel caster [inch]	Bolt hole spacing [inch]	Bolt hole Ø [inch]	Swivel offset [inch]
<b>Gray TPR on Gray Polypropylene</b>										
P17S-RP030K-12	P17S-RP030K-12-TB	3	1-1/4	165	Precision ball	4-7/8	2-1/2 x 3-5/8	1-3/4 x 2-13/16 to 3-1/16	5/16	1-37/64
P17S-RP040K-12	P17S-RP040K-12-TB	4	1-1/4	190	Precision ball	5-3/16	2-1/2 x 3-5/8	1-3/4 x 2-13/16 to 3-1/16	5/16	1-11/32
P17S-RP050K-12	P17S-RP050K-12-TB	5	1-1/4	220	Precision ball	6-7/8	2-1/2 x 3-5/8	1-3/4 x 2-13/16 to 3-1/16	5/16	1-11/32
P17S-RP060K-12	P17S-RP060K-12-TB	6	1-1/4	240	Precision ball	7-3/4	2-1/2 x 3-5/8	1-3/4 x 2-13/16 to 3-1/16	5/16	1-11/32
<b>Gray Polyurethane on Gray Polypropylene</b>										
P17S-UP030K-12	P17S-UP030K-12-TB	3	1-1/4	165	Precision ball	4-7/8	2-1/2 x 3-5/8	1-3/4 x 2-13/16 to 3-1/16	5/16	1-37/64
P17S-UP040K-12	P17S-UP040K-12-TB	4	1-1/4	190	Precision ball	5-3/16	2-1/2 x 3-5/8	1-3/4 x 2-13/16 to 3-1/16	5/16	1-11/32
P17S-UP050K-12	P17S-UP050K-12-TB	5	1-1/4	220	Precision ball	6-7/8	2-1/2 x 3-5/8	1-3/4 x 2-13/16 to 3-1/16	5/16	1-11/32
P17S-UP060K-12	P17S-UP060K-12-TB	6	1-1/4	240	Precision ball	7-3/4	2-1/2 x 3-5/8	1-3/4 x 2-13/16 to 3-1/16	5/16	1-11/32

#### Options




	With directional lock	With threaded stem, M12x20 mm	With directional lock and thread stem M12x20 mm
Product code suffix	-DL	-ST85	-ST85-DL
Available for	all	all	all

## Series 18

### Twin Wheel Polymer Medical Casters



 165 - 330 lbs

**Attractive, and strong**, these casters are designed for maximum mobility for IV stands, bedside tables, computer carts, or other similar application where visual appeal is

as important as **ease of rolling**. Available with a plate mount, metric (M12) stem, or US standard (1/2") stem.

Swivel caster with plate



Swivel caster with plate and total lock



Swivel casters with plate	Swivel casters with plate and total lock	Wheel Ø [mm]	Wheel width [mm]	Load capacity [lbs]	Bearing type	Total height [mm]	Plate size swivel caster [mm]	Bolt hole spacing [mm]	Bolt hole Ø [mm]	Swivel offset [inch]
<b>Dark Gray PU on White Polypropylene</b>										
P18S-UP75K-P	P18S-UP75K-P-TB	75	60	165	Precision ball	97	76 x 61	50 x 40 / 60 x 45	8.5	22
P18S-UP100K-P	P18S-UP100K-P-TB	100	70	220	Precision ball	130	90 x 75	60 x 50 / 70 x 55	8.5	29
P18S-UP125K-P	P18S-UP125K-P-TB	125	80	275	Precision ball	155	90 x 75	60 x 50 / 70 x 55	8.5	41

Swivel caster with threaded stem



Swivel caster with kingpin and total lock



Swivel casters with threaded stem	Swivel casters with stem and total brake	Wheel Ø [mm]	Wheel width [mm]	Load capacity [lbs]	Bearing type	Total height [mm]	Stem Ø [mm]	Stem length [mm]	Thread type	Swivel offset [inch]
<b>Dark Gray PU on White Polypropylene</b>										
P18S-UP75K-SG8	P18S-UP75K-SG8-TB	75	60	165	Precision ball	97	12	25	M12	22
P18S-UP100K-SG8	P18S-UP100K-SG8-TB	100	70	220	Precision ball	130	12	25	M12	29
P18S-UP125K-SG8	P18S-UP125K-SG8-TB	125	80	275	Precision ball	155	12	25	M12	41

Swivel casters with medical central lock



Swivel casters with medical central lock	Wheel Ø [mm]	Wheel width [mm]	Load capacity [lbs]	Bearing type	Total height [mm]	Stem Ø [inch]	Swivel offset [inch]
<b>Dark Gray PU on White Polypropylene</b>							
P18S-UP125K-SM-MB*	125	80	330	Precision ball	155	1-1/2	41
P18S-UP150K-SM-MB*	150	80	330	Precision ball	175	1-1/2	41

\* Electrically conductive wheel available, see options.

#### Options



With electrically conductive wheel

Product code suffix

**-EL**

Available for

for wheels with medical central locking (suffix -SM-MB) Ø 125 mm and 150 mm

## Series 19

### Air Cargo Casters

 440 lbs




These casters are designed to be used inverted to **roll containers or other cargo** across. They feature sealed swivel sections to allow outdoor use and high impact nylon wheels.

Swivel casters with plate	Wheel Ø	Wheel width	Load capacity	Bearing type	Total height	Plate size swivel caster	Bolt hole spacing	Bolt hole Ø	Swivel offset
	[mm]	[mm]	[lbs]		[inch]	[inch]	[inch]	[inch]	[inch]
<b>Natural Nylon Wheel Top Plate Swivel Air Cargo Caster, Yellow Zinc Finish</b>									
P19S-N58K-P	58	35	440	Precision ball	3-3/4	3-3/32 x 4-1/8	2-3/8 x 3-1/2	5/16 or 1/2	25
<b>Natural Nylon Wheel Top Plate Swivel Air Cargo Caster, Clear Zinc Finish</b>									
P19S-N58K-PZ	58	35	440	Precision ball	3-3/4	3-3/32 x 4-1/8	2-3/8 x 3-1/2	5/16 or 1/2	25
<b>Natural Nylon with Toe Guard Diameter 108 mm</b>									
P19S-N58K-P-001	58	35	440	Precision ball	3-3/4	3-3/32 x 4-1/8	2-3/8 x 3-1/2	5/16 or 1/2	25
<b>Natural Nylon Wheel Top Plate Swivel Air Cargo Caster 106mm tulip style toe guard, Clear Zinc Finish</b>									
P19S-N58K-P-001Z	58	35	440	Precision ball	3-3/4	3-3/32 x 4-1/8	2-3/8 x 3-1/2	5/16 or 1/2	25
<b>Natural Nylon Wheel Top Plate Swivel Air Cargo Caster, Diamond Top Plate, Yellow Zinc Finish</b>									
P19S-N58K-D	58	35	440	Precision ball	3-3/4	3-3/32 x 4-1/8	3-1/2	5/16 or 1/2	25
<b>Natural Nylon Wheel Top Plate Swivel Air Cargo Caster, Diamond Top Plate, Clear Zinc Finish</b>									
P19S-N58K-DZ	58	35	440	Precision ball	3-3/4	3-3/32 x 4-1/8	3-1/2	5/16 or 1/2	25
<b>Natural Nylon Wheel Top Plate Swivel Air Cargo Caster, Diamond Top Plate, 106mm tulip style toe guard, Yellow Zinc Finish</b>									
P19S-N58K-D-001	58	35	440	Precision ball	3-3/4	3-3/32 x 4-1/8	3-1/2	5/16 or 1/2	25
<b>Natural Nylon Wheel Top Plate Swivel Air Cargo Caster, Diamond Top Plate, 106mm tulip style toe guard, Clear Zinc Finish</b>									
P19S-N58K-D-001Z	58	35	440	Precision ball	3-3/4	3-3/32 x 4-1/8	3-1/2	5/16 or 1/2	25

## Series 20

### Shopping Cart Casters and Replacement Wheels

 130 - 250 lbs



These shopping cart casters feature quality polyurethane, natural non marking rubber, or thermoplastic rubber treads. Available in **both metric (M12) and US (1/2")** standard stems, or with a hollow kingpin "bolthole" for

the use of any mounting bolt desired, these can be used by cart manufacturers or any customer wishing to replace casters or upgrade casters on a shopping cart. The escalator tread is **compatible with the industry standards**

**in both the US and Europe** for multi-level shopping centers using cart escalators.




Swivel casters with hollow kingpin	Wheel Ø [inch / mm]	Wheel width [inch / mm]	Load capacity [lbs]	Bearing type	Total height [inch / mm]	Bolt hole Ø [inch / mm]	Swivel offset [inch / mm]
<b>Blue Polyurethane Caster</b>							
P20S-UP030K-H	3"	1-1/4"	130	Precision ball	3-3/4"	3/8"	1-1/2"
P20S-UP040K-H	4"	1-1/4"	175	Precision ball	4-5/8"	3/8"	1-1/2"
P20S-UP050K-H	5"	1-1/4"	220	Precision ball	5-7/8"	3/8"	1-1/2"
<b>Gray Escalator Caster</b>							
P20S-ELV050K-H	5"	1-1/4"	220	Precision ball	5-7/8"	3/8"	1-1/2"
<b>Crowned Tread Black Natural Rubber on Polypropylene</b>							
P20S-SRP100K-H	100 mm	30 mm	175	Precision ball	130 mm	12.4 mm	36 mm
P20S-SRP125K-H	125 mm	30 mm	220	Precision ball	155 mm	12.4 mm	37 mm
<b>TPR on Polypropylene (PP) Caster</b>							
P20S-RP100K-H	100 mm	30 mm	175	Precision ball	130 mm	12.4 mm	36 mm
P20S-RP125K-H	125 mm	30 mm	220	Precision ball	155 mm	12.4 mm	37 mm

WHEELS ONLY	Wheel Ø [inch / mm]	Tread width [inch / mm]	Load capacity [lbs]	Bearing type	Hub length [inch]	Hub length with bushing [inch]	Axle bore Ø [mm]
<b>Blue Polyurethane Wheels</b>							
P-UP5x1.25/8K	5"	1-1/4"	250	Precision ball	1-1/4"	1-1/4"	8 mm
<b>Crowned tread black neoprene on a black polypropylene core</b>							
P-SRP100x30/8G	100 mm	30 mm	175	Plain	1-1/4"	1-1/4"	8 mm
P-SRP100x30/8K	100 mm	30 mm	175	Precision ball	1-1/4"	1-1/4"	8 mm
P-SRP125x30/8G	125 mm	30 mm	220	Plain	1-1/4"	1-1/4"	8 mm
P-SRP125x30/8K	125 mm	30 mm	220	Precision ball	1-1/4"	1-1/4"	8 mm
P-SRP5x1.25/8K	5"	1-1/4"	250	Precision ball	1-1/4"	1-1/4"	8 mm
<b>TPR Wheels (* also available as electrically conductive version, add suffix -EL)</b>							
P-RP100x30/8G	100mm	30mm	175	Plain	1-1/4"	1-1/4"	8 mm
P-RP100x30/8K*	100mm	30mm	175	Precision ball	1-1/4"	1-1/4"	8 mm
P-RP125x30/8G	125mm	30mm	220	Plain	1-1/4"	1-1/4"	8 mm
P-RP125x30/8K*	125mm	30mm	220	Precision ball	1-1/4"	1-1/4"	8 mm

Options for Casters				
				
	With threaded stem swivel 1/2-13x1", stem Ø 1/2", length 1"	With threaded stem M12x25, stem Ø 12 mm, length 25 mm	With stem M12x15, stem Ø 12 mm, length 15 mm, Offset 39 mm	With square stem, stem Ø 0.865, length 2"
Product code suffix	-ST1	-SG8	-M12	-Q
Available for	all UP and ELV with wheel Ø 5"	all UP and ELV with wheel Ø 5"	ELV, RP and SRP with wheel Ø 125 mm	all UP and ELV with wheel Ø 5"

## Series 21

### Medium Duty Steel Casters and Rigs Only

 300 - 1,250 lbs

Featuring ¼" thick steel welded to a cold formed swivel section, these casters are **ideal for medium to heavy loads**. Both urethane and thermoplastic rubber treads are available.



Swivel casters	Rigid casters	Wheel Ø [inch]	Wheel width [inch]	Load capacity [lbs]	Bearing type	Total height [inch]	Plate size swivel caster [inch]	Bolt hole spacing [inch]	Bolt hole Ø [inch]	Swivel offset [inch]
<b>Flat Tread Gray Urethane on Gray Polypropylene</b>										
P21S-UP040R-14	P21R-UP040R-14	4	2	600	Roller bearing	5-5/8	4 x 4-1/2	2-5/8 x 3-5/8 to 3 x 3	3/8	1-5/8
P21S-UP050R-14	P21R-UP050R-14	5	2	750	Roller bearing	6-1/2	4 x 4-1/2	2-5/8 x 3-5/8 to 3 x 3	3/8	1-5/8
P21S-UP060R-14	P21R-UP060R-14	6	2	900	Roller bearing	7-1/2	4 x 4-1/2	2-5/8 x 3-5/8 to 3 x 3	3/8	1-3/4
P21S-UP080R-14	P21R-UP080R-14	8	2	1,000	Roller bearing	9-1/2	4 x 4-1/2	2-5/8 x 3-5/8 to 3 x 3	3/8	1-3/4
<b>Flat Gray TPR on Gray Polypropylene</b>										
P21S-RP040R-14	P21R-RP040R-14	4	2	300	Roller bearing	5-5/8	4 x 4-1/2	2-5/8 x 3-5/8 to 3 x 3	3/8	1-5/8
P21S-RP050R-14	P21R-RP050R-14	5	2	350	Roller bearing	6-1/2	4 x 4-1/2	2-5/8 x 3-5/8 to 3 x 3	3/8	1-5/8
P21S-RP060R-14	P21R-RP060R-14	6	2	500	Roller bearing	7-1/2	4 x 4-1/2	2-5/8 x 3-5/8 to 3 x 3	3/8	1-3/4
P21S-RP080R-14	P21R-RP080R-14	8	2	600	Roller bearing	9-1/2	4 x 4-1/2	2-5/8 x 3-5/8 to 3 x 3	3/8	1-3/4
<b>Radius Tread Gray TPR on Gray Polypropylene</b>										
P21S-RCP040R-14	P21R-RCP040R-14	4	2	300	Roller bearing	5-5/8	4 x 4-1/2	2-5/8 x 3-5/8 to 3 x 3	3/8	1-5/8
P21S-RCP050R-14	P21R-RCP050R-14	5	2	350	Roller bearing	6-1/2	4 x 4-1/2	2-5/8 x 3-5/8 to 3 x 3	3/8	1-5/8
P21S-RCP060R-14	P21R-RCP060R-14	6	2	500	Roller bearing	7-1/2	4 x 4-1/2	2-5/8 x 3-5/8 to 3 x 3	3/8	1-3/4
P21S-RCP080R-14	P21R-RCP080R-14	8	2	600	Roller bearing	9-1/2	4 x 4-1/2	2-5/8 x 3-5/8 to 3 x 3	3/8	1-3/4
<b>Black Machined Nylon</b>										
P21S-NMB040R-14	P21R-NMB040R-14	4	2	1,250	Roller bearing	5-5/8	4 x 4-1/2	2-5/8 x 3-5/8 to 3 x 3	3/8	1-5/8
P21S-NMB050R-14	P21R-NMB050R-14	5	2	1,250	Roller bearing	6-1/2	4 x 4-1/2	2-5/8 x 3-5/8 to 3 x 3	3/8	1-5/8
P21S-NMB060R-14	P21R-NMB060R-14	6	2	1,250	Roller bearing	7-1/2	4 x 4-1/2	2-5/8 x 3-5/8 to 3 x 3	3/8	1-3/4
P21S-NMB080R-14	P21R-NMB080R-14	8	2	1,250	Roller bearing	9-1/2	4 x 4-1/2	2-5/8 x 3-5/8 to 3 x 3	3/8	1-3/4

Rig only, less wheel, swivel	Rig only, less wheel, rigid	Wheel Ø [inch]	Wheel width [inch]	Load capacity [lbs]	Total height [inch]	Plate size swivel caster [inch]	Bolt hole spacing [inch]	Bolt hole Ø [inch]	Swivel offset [inch]
P21S-040x244-14	P21R-040x244-14	4	2	1,250	5-5/8	4 x 4-1/2	2-5/8 x 3-5/8 to 3 x 3	3/8	1-5/8
P21S-050x244-14	P21R-050x244-14	5	2	1,250	6-1/2	4 x 4-1/2	2-5/8 x 3-5/8 to 3 x 3	3/8	1-5/8
P21S-060x244-14	P21R-060x244-14	6	2	1,250	7-1/2	4 x 4-1/2	2-5/8 x 3-5/8 to 3 x 3	3/8	1-3/4
P21S-080x244-14	P21R-080x244-14	8	2	1,250	9-1/2	4 x 4-1/2	2-5/8 x 3-5/8 to 3 x 3	3/8	1-3/4

#### Options




	With wheel brake	With directional lock	Swivel caster with total brake
Product code suffix	<b>-WB</b>	<b>-DL</b>	<b>-TB</b>
Available for	all casters and rigs upon request	all casters and rigs upon request	all

## Series 21

### Medium Duty Steel Casters, Further Wheel Options



 500 - 1,250 lbs

Featuring 1/4" thick steel welded to a cold formed swivel section, these casters are **ideal for medium to heavy loads**. Both urethane and thermoplastic rubber treads are available.

Black PP



Yellow PU



Black Rubber



Cast Iron



Phenolic



Swivel casters	Rigid casters	Wheel Ø [inch]	Wheel width [inch]	Load capacity [lbs]	Bearing type	Total height [inch]	Plate size swivel caster [inch]	Bolt hole spacing [inch]	Bolt hole Ø [inch]	Swivel offset [inch]
<b>Black Polypropylene</b>										
P21S-PB040R-14	P21R-PB040R-14	4	2	500	Roller bearing	5-5/8	4 x 4-1/2	2-5/8 x 3-5/8 to 3 x 3	3/8	1-5/8
P21S-PB050R-14	P21R-PB050R-14	5	2	650	Roller bearing	6-1/2	4 x 4-1/2	2-5/8 x 3-5/8 to 3 x 3	3/8	1-5/8
P21S-PB060R-14	P21R-PB060R-14	6	2	700	Roller bearing	7-1/2	4 x 4-1/2	2-5/8 x 3-5/8 to 3 x 3	3/8	1-3/4
P21S-PB080R-14	P21R-PB080R-14	8	2	900	Roller bearing	9-1/2	4 x 4-1/2	2-5/8 x 3-5/8 to 3 x 3	3/8	1-3/4
<b>Yellow 92° Shore A Cast Urethane on Iron</b>										
P21S-UY040R-14	P21R-UY040R-14	4	2	700	Roller bearing	5-5/8	4 x 4-1/2	2-5/8 x 3-5/8 to 3 x 3	3/8	1-5/8
P21S-UY050R-14	P21R-UY050R-14	5	2	700	Roller bearing	6-1/2	4 x 4-1/2	2-5/8 x 3-5/8 to 3 x 3	3/8	1-5/8
P21S-UY060R-14	P21R-UY060R-14	6	2	1,200	Roller bearing	7-1/2	4 x 4-1/2	2-5/8 x 3-5/8 to 3 x 3	3/8	1-3/4
P21S-UY080R-14	P21R-UY080R-14	8	2	1,250	Roller bearing	9-1/2	4 x 4-1/2	2-5/8 x 3-5/8 to 3 x 3	3/8	1-3/4
<b>Black Rubber on Black Enameled Cast Iron</b>										
P21S-RY040R-14	P21R-RY040R-14	4	2	350	Roller bearing	5-5/8	4 x 4-1/2	2-5/8 x 3-5/8 to 3 x 3	3/8	1-5/8
P21S-RY050R-14	P21R-RY050R-14	5	2	400	Roller bearing	6-1/2	4 x 4-1/2	2-5/8 x 3-5/8 to 3 x 3	3/8	1-5/8
P21S-RY060R-14	P21R-RY060R-14	6	2	410	Roller bearing	7-1/2	4 x 4-1/2	2-5/8 x 3-5/8 to 3 x 3	3/8	1-3/4
P21S-RY080R-14	P21R-RY080R-14	8	2	500	Roller bearing	9-1/2	4 x 4-1/2	2-5/8 x 3-5/8 to 3 x 3	3/8	1-3/4
<b>Cast Iron</b>										
P21S-C040R-14	P21R-C040R-14	4	2	700	Roller bearing	5-5/8	4 x 4-1/2	2-5/8 x 3-5/8 to 3 x 3	3/8	1-5/8
P21S-C050R-14	P21R-C050R-14	5	2	1,000	Roller bearing	6-1/2	4 x 4-1/2	2-5/8 x 3-5/8 to 3 x 3	3/8	1-5/8
P21S-C060R-14	P21R-C060R-14	6	2	1,200	Roller bearing	7-1/2	4 x 4-1/2	2-5/8 x 3-5/8 to 3 x 3	3/8	1-3/4
P21S-C080R-14	P21R-C080R-14	8	2	1,250	Roller bearing	9-1/2	4 x 4-1/2	2-5/8 x 3-5/8 to 3 x 3	3/8	1-3/4
<b>Phenolic</b>										
P21S-PH040R-14	P21R-PH040R-14	4	2	800	Roller bearing	5-5/8	4 x 4-1/2	2-5/8 x 3-5/8 to 3 x 3	3/8	1-5/8
P21S-PH050R-14	P21R-PH050R-14	5	2	1,000	Roller bearing	6-1/2	4 x 4-1/2	2-5/8 x 3-5/8 to 3 x 3	3/8	1-5/8
P21S-PH060R-14	P21R-PH060R-14	6	2	1,200	Roller bearing	7-1/2	4 x 4-1/2	2-5/8 x 3-5/8 to 3 x 3	3/8	1-3/4
P21S-PH080R-14	P21R-PH080R-14	8	2	1,250	Roller bearing	9-1/2	4 x 4-1/2	2-5/8 x 3-5/8 to 3 x 3	3/8	1-3/4


#### Options



	With wheel brake	With directional lock	Swivel caster with total brake
<b>Product code suffix</b>	<b>-WB</b>	<b>-DL</b>	<b>-TB</b>
Available for	all casters and rigs upon request	all casters and rigs upon request	all

## Series 21X

### Medium Duty Stainless Steel Casters

 350 - 880 lbs



**Highly polished stainless steel casters** provide excellent corrosion resistance. These casters feature **two color options** in a polyurethane tread on poly-

propylene core or a solid nylon wheel. Both options are immune to corrosion and an excellent counterpart to the polished corrosion free stainless steel.

Red PU  
on White PP



Red PU  
on Black PP



White Nylon




Swivel casters with plate	Rigid casters	Swivel casters with total brake	Wheel Ø [inch]	Wheel width [inch]	Load capacity [lbs]	Bearing type	Total height [inch]	Plate size swivel caster [inch]	Bolt hole spacing [inch]	Bolt hole Ø [inch]	Swivel offset [inch]
<b>Red Polyurethane on White PP</b>											
P21SX-URPW040K-14	P21RX-URPW040K-14	P21SX-URPW040K-14-TB	4	2	550	Precision ball	5-5/8	4 x 4-1/2	2-5/8 x 3-5/8 to 3 x 3	3/8	1-3/8
P21SX-URPW050K-14	P21RX-URPW050K-14	P21SX-URPW050K-14-TB	5	2	660	Precision ball	6-1/2	4 x 4-1/2	2-5/8 x 3-5/8 to 3 x 3	3/8	1-1/2
P21SX-URPW060K-14	P21RX-URPW060K-14	P21SX-URPW060K-14-TB	6	2	770	Precision ball	7-1/2	4 x 4-1/2	2-5/8 x 3-5/8 to 3 x 3	3/8	1-3/4
P21SX-URPW080K-14	P21RX-URPW080K-14	P21SX-URPW080K-14-TB	8	2	880	Precision ball	9-1/2	4 x 4-1/2	2-5/8 x 3-5/8 to 3 x 3	3/8	2-3/16
<b>Red Polyurethane on Black PP</b>											
P21SX-URPB040K-14	P21RX-URPB040K-14	P21SX-URPB040K-14-TB	4	2	550	Precision ball	5-5/8	4 x 4-1/2	2-5/8 x 3-5/8 to 3 x 3	3/8	1-3/8
P21SX-URPB050K-14	P21RX-URPB050K-14	P21SX-URPB050K-14-TB	5	2	660	Precision ball	6-1/2	4 x 4-1/2	2-5/8 x 3-5/8 to 3 x 3	3/8	1-1/2
P21SX-URPB060K-14	P21RX-URPB060K-14	P21SX-URPB060K-14-TB	6	2	770	Precision ball	7-1/2	4 x 4-1/2	2-5/8 x 3-5/8 to 3 x 3	3/8	1-3/4
P21SX-URPB080K-14	P21RX-URPB080K-14	P21SX-URPB080K-14-TB	8	2	880	Precision ball	9-1/2	4 x 4-1/2	2-5/8 x 3-5/8 to 3 x 3	3/8	2-3/16
<b>White Nylon</b>											
P21SX-N040K-14	P21RX-N040K-14	P21SX-N040K-14-TB	4	2	350	Precision ball	5-5/8	4 x 4-1/2	2-5/8 x 3-5/8 to 3 x 3	3/8	1-3/8
P21SX-N050K-14	P21RX-N050K-14	P21SX-N050K-14-TB	5	2	375	Precision ball	6-1/2	4 x 4-1/2	2-5/8 x 3-5/8 to 3 x 3	3/8	1-1/2
P21SX-N060K-14	P21RX-N060K-14	P21SX-N060K-14-TB	6	2	600	Precision ball	7-1/2	4 x 4-1/2	2-5/8 x 3-5/8 to 3 x 3	3/8	1-3/4
P21SX-N080K-14	P21RX-N080K-14	P21SX-N080K-14-TB	8	2	600	Precision ball	9-1/2	4 x 4-1/2	2-5/8 x 3-5/8 to 3 x 3	3/8	2-3/16



## Series 22

### Medium Shock Absorbing Casters



 330 - 500 lbs

This **shock absorbing version** of the 22 Series is ideal when you have a load that can't be jostled or affected by the caster rolling over imperfections such as door jambs

or expansion joints in concrete. Available in both a flat tread wheel for load capacity, and a round tread version **for maximum ease of rolling**, this caster is perfect for **delicate but heavy loads**.

Red PU,  
Plate 16



Round Red PU,  
Plate 14,  
Black Finsih



Black Machined  
Nylon Wheels,  
Plate 14



Yellow PU  
on Iron,  
Plate 14



Swivel casters	Rigid casters	Swivel casters with wheel brake	Wheel Ø [inch]	Wheel width [inch]	Load cap. [lbs]	Bearing type	Total height [inch]	Plate size swivel caster [inch]	Bolt hole spacing [inch]	Bolt hole Ø [inch]	Swivel offset [inch]	Max. spr. tension [lbs]	Initial tension [inch]	Spring travel [inch]
<b>Round Red Polyurethane on Iron, Plate Size 16</b>														
P22S-URY060K-16	P22R-URY060K-16		6	2	330	Prec. ball	8-1/2	4-1/2 x 6-1/4	2-7/16 x 4-15/16 to 3-3/8 x 5-1/4	1/2	1-3/4	1,000	500	55/64
P22S-URY080K-16	P22R-URY080K-16		8	2	450	Prec. ball	10-1/2	4-1/2 x 6-1/4	2-7/16 x 4-15/16 to 3-3/8 x 5-1/4	1/2	1-3/4	1,100	500	55/64
<b>Round Red Polyurethane on Iron, Plate Size 14, Black Finish</b>														
P22S-URY060K-14	P22R-URY060K-14*	P22S-URY060K-14-WB	6	2	330	Prec. ball	8-1/2	4 x 4-1/2	2-5/8 x 3-5/8 to 3 x 3	3/8	1-3/4	800	500	55/64
P22S-URY080K-14	P22R-URY080K-14*	P22S-URY080K-14-WB	8	2	450	Prec. ball	10-1/2	4 x 4-1/2	2-5/8 x 3-5/8 to 3 x 3	3/8	1-3/4	1,000	500	55/64
<b>Machined Black Nylon Wheels, Plate 14</b>														
P22S-NMB060K-14	P22R-NMB060K-14*	P22S-NMB060K-14-WB	6	2	500	Prec. ball	7-1/2	4 x 4-1/2	2-5/8 x 3-5/8 to 3 x 3	3/8	1-3/4	800	500	55/64
P22S-NMB080K-14	P22R-NMB080K-14*	P22S-NMB080K-14-WB	8	2	500	Prec. ball	9-1/2	4 x 4-1/2	2-5/8 x 3-5/8 to 3 x 3	3/8	1-3/4	1,000	500	55/64
<b>Yellow Urethane on Iron Wheels, Plate 14</b>														
P22S-UY060K-14	P22R-UY060K-14*	P22S-UY060K-14-WB	6	2	500	Prec. ball	7-1/2	4 x 4-1/2	2-5/8 x 3-5/8 to 3 x 3	3/8	1-3/4	800	500	55/64
P22S-UY080K-14	P22R-UY080K-14*	P22S-UY080K-14-WB	8	2	500	Prec. ball	9-1/2	4 x 4-1/2	2-5/8 x 3-5/8 to 3 x 3	3/8	1-3/4	1,000	500	55/64

\* With wheel brake for rigid casters, see options.

#### Options



With wheel brake for rigid caster with round red PU

Product code suffix

**-WB**

Available for


Plate Size 14 casters, see \*




# Series 23

## Heavy Duty Casters With Forged Top Plate



 1,200 - 2,200 lbs

These casters feature forged top plates and swivel sections with **heavy duty welded legs**. Available in both white and black machined nylon, the wheels are extremely strong and able to **handle the toughest of loads**. The swivel section is held together by a  $\frac{3}{4}$ " **staked king bolt to prevent loosening**.




Swivel casters	Rigid casters	Wheel Ø [inch]	Wheel width [inch]	Load capacity [lbs]	Bearing type	Total height [inch]	Plate size swivel caster [inch]	Bolt hole spacing [inch]	Bolt hole Ø [inch]	Swivel offset [inch]
White Nylon										
P23S-NM060K-16	P23R-NM060K-16	6	2	2,200	Precision ball	8	4-1/2 x 6-1/4	2-7/16 x 4-15/16 to 3-3/8 x 5-1/4	1/2	2
P23S-NM080K-16	P23R-NM080K-16	8	2	2,200	Precision ball	10-1/2	4-1/2 x 6-1/4	2-7/16 x 4-15/16 to 3-3/8 x 5-1/4	1/2	2
Black Nylon										
P23S-NMB060K-16	P23R-NMB060K-16	6	2	2,200	Precision ball	8	4-1/2 x 6-1/4	2-7/16 x 4-15/16 to 3-3/8 x 5-1/4	1/2	2
P23S-NMB080K-16	P23R-NMB080K-16	8	2	2,200	Precision ball	10-1/2	4-1/2 x 6-1/4	2-7/16 x 4-15/16 to 3-3/8 x 5-1/4	1/2	2
Phenolic										
P23S-PH060R-16	P23R-PH060R-16	6	2	1,200	Roller bearing	8	4-1/2 x 6-1/4	2-7/16 x 4-15/16 to 3-3/8 x 5-1/4	1/2	2
P23S-PH080R-16	P23R-PH080R-16	8	2	1,400	Roller bearing	10-1/2	4-1/2 x 6-1/4	2-7/16 x 4-15/16 to 3-3/8 x 5-1/4	1/2	2
Yellow tread urethane on iron wheels										
P23S-UY060K-16	P23R-UY060K-16	6	2	1,320	Precision ball	8	4-1/2 x 6-1/4	2-7/16 x 4-15/16 to 3-3/8 x 5-1/4	1/2	2
P23S-UY080K-16	P23R-UY080K-16	8	2	1,760	Precision ball	10-1/2	4-1/2 x 6-1/4	2-7/16 x 4-15/16 to 3-3/8 x 5-1/4	1/2	2

SERIES 23

## Series 24

### Precision Swivel Casters



 880 - 1,760 lbs

The 24 series features a precision ball bearing in the swivel section for **maximum swivel ease and a lifetime free of maintenance**. These casters operate **silently** in

any application and provide the best possible ergonomics. *They are not ideal for shock loading.*

Yellow PU  
on Iron,  
Plate 14



Black  
Machined Nylon,  
Plate 14



Yellow PU  
on Iron,  
Plate 16




Yellow PU  
on Aluminum,  
Plate 16



Swivel casters	Rigid casters	Wheel Ø [inch]	Wheel width [inch]	Load capacity [lbs]	Bearing type	Total height [inch]	Plate size swivel caster [inch]	Bolt hole spacing [inch]	Bolt hole Ø [inch]	Swivel offset [inch]
<b>Yellow PU on Iron, Plate 14</b>										
P24S-UY040K-14	P24R-UY040K-14	4	2	880	Precision ball	5-5/8	4 x 4-1/2	2-5/8 x 3-5/8 to 3 x 3	3/8	1-11/16
P24S-UY050K-14	P24R-UY050K-14	5	2	990	Precision ball	6-1/2	4 x 4-1/2	2-5/8 x 3-5/8 to 3 x 3	3/8	1-5/8
P24S-UY060K-14	P24R-UY060K-14	6	2	1,320	Precision ball	7-1/2	4 x 4-1/2	2-5/8 x 3-5/8 to 3 x 3	3/8	1-3/4
P24S-UY080K-14	P24R-UY080K-14	8	2	1,760	Precision ball	9-1/2	4 x 4-1/2	2-5/8 x 3-5/8 to 3 x 3	3/8	1-3/4
<b>Black Machined Nylon, plate 14</b>										
P24S-NMB040K-14	P24R-NMB040K-14	4	2	1,760	Precision ball	5-5/8	4 x 4-1/2	2-5/8 x 3-5/8 to 3 x 3	3/8	1-11/16
P24S-NMB050K-14	P24R-NMB050K-14	5	2	1,760	Precision ball	6-1/2	4 x 4-1/2	2-5/8 x 3-5/8 to 3 x 3	3/8	1-5/8
P24S-NMB060K-14	P24R-NMB060K-14	6	2	1,760	Precision ball	7-1/2	4 x 4-1/2	2-5/8 x 3-5/8 to 3 x 3	3/8	1-3/4
P24S-NMB080K-14	P24R-NMB080K-14	8	2	1,760	Precision ball	9-1/2	4 x 4-1/2	2-5/8 x 3-5/8 to 3 x 3	3/8	1-3/4
<b>Yellow PU on Iron, Plate 16</b>										
P24S-UY060K-16	P24R-UY060K-16	6	2	1,320	Precision ball	8-1/4	4-1/2 x 6-1/4	2-7/16 x 4-15/16 to 3-3/8 x 5-1/4	1/2	1-3/4
P24S-UY080K-16	P24R-UY080K-16	8	2	1,760	Precision ball	10-1/4	4-1/2 x 6-1/4	2-7/16 x 4-15/16 to 3-3/8 x 5-1/4	1/2	2-5/16
P24S-UY100K-16	P24R-UY100K-16	10	2	1,760	Precision ball	12-1/8	4-1/2 x 6-1/4	2-7/16 x 4-15/16 to 3-3/8 x 5-1/4	1/2	2-1/4
<b>Yellow PU on Aluminum, Plate 16</b>										
P24S-UA060K-16	P24R-UA060K-16	6	2	1,760	Precision ball	8-1/4	4-1/2 x 6-1/4	2-7/16 x 4-15/16 to 3-3/8 x 5-1/4	1/2	1-3/4
P24S-UA080K-16	P24R-UA080K-16	8	2	1,760	Precision ball	10-1/4	4-1/2 x 6-1/4	2-7/16 x 4-15/16 to 3-3/8 x 5-1/4	1/2	2-5/16
P24S-UA100K-16	P24R-UA100K-16	10	2	1,760	Precision ball	12-1/8	4-1/2 x 6-1/4	2-7/16 x 4-15/16 to 3-3/8 x 5-1/4	1/2	2-1/4

## Series 25

### Kingpinless Swivel Casters

 300 - 1,800 lbs



Kingpinless casters are **ideal for shock loading situations** that result in stretched rivets and lost ball bearings in other constructions. **Great for towing**, they are held together by

the ball bearings rather than a rivet or bolt. Great for the most harsh applications. **Also available in stainless steel.**



Swivel casters	Rigid casters	Swivel casters with wheel brake	Wheel Ø [inch]	Wheel width [inch]	Load capacity [lbs]	Bearing type	Total height [inch]	Plate size swivel caster [inch]	Bolt hole spacing [inch]	Bolt hole Ø [inch]	Swivel offset [inch]
<b>Flat Yellow PU on Silver Iron</b>											
P25S-UY040K-14	P25R-UY040K-14	P25S-UY040K-14-WB	4	2	880	Precision ball	5-5/8	4 x 4-1/2	2-5/8 x 3-5/8 to 3 x 3	3/8	1-11/16
P25S-UY050K-14	P25R-UY050K-14	P25S-UY050K-14-WB	5	2	990	Precision ball	6-1/2	4 x 4-1/2	2-5/8 x 3-5/8 to 3 x 3	3/8	1-5/8
P25S-UY060K-14	P25R-UY060K-14	P25S-UY060K-14-WB	6	2	1,320	Precision ball	7-1/2	4 x 4-1/2	2-5/8 x 3-5/8 to 3 x 3	3/8	1-3/4
P25S-UY080K-14	P25R-UY080K-14	P25S-UY080K-14-WB	8	2	1,760	Precision ball	9-1/2	4 x 4-1/2	2-5/8 x 3-5/8 to 3 x 3	3/8	1-3/4
P25S-UY100K-14	P25R-UY100K-14	P25S-UY100K-14-WB	10	2	1,760	Precision ball	11-1/2	4 x 4-1/2	2-5/8 x 3-5/8 to 3 x 3	3/8	2-7/16
<b>Black Nylon</b>											
P25S-NMB040K-14	P25R-NMB040K-14	P25S-NMB040K-14-WB	4	2	1,760	Precision ball	5-5/8	4 x 4-1/2	2-5/8 x 3-5/8 to 3 x 3	3/8	1-11/16
P25S-NMB050K-14	P25R-NMB050K-14	P25S-NMB050K-14-WB	5	2	1,760	Precision ball	6-1/2	4 x 4-1/2	2-5/8 x 3-5/8 to 3 x 3	3/8	1-5/8
P25S-NMB060K-14	P25R-NMB060K-14	P25S-NMB060K-14-WB	6	2	1,760	Precision ball	7-1/2	4 x 4-1/2	2-5/8 x 3-5/8 to 3 x 3	3/8	1-3/4
P25S-NMB080K-14	P25R-NMB080K-14	P25S-NMB080K-14-WB	8	2	1,760	Precision ball	9-1/2	4 x 4-1/2	2-5/8 x 3-5/8 to 3 x 3	3/8	1-3/4
<b>Cast Iron</b>											
P25S-C040R-14	P25R-C040R-14	P25S-C040R-14-WB	4	2	1,000	Roller	5-5/8	4 x 4-1/2	2-5/8 x 3-5/8 to 3 x 3	3/8	1-11/16
P25S-C050R-14	P25R-C050R-14	P25S-C050R-14-WB	5	2	1,300	Roller	6-1/2	4 x 4-1/2	2-5/8 x 3-5/8 to 3 x 3	3/8	1-5/8
P25S-C060R-14	P25R-C060R-14	P25S-C060R-14-WB	6	2	1,400	Roller	7-1/2	4 x 4-1/2	2-5/8 x 3-5/8 to 3 x 3	3/8	1-3/4
P25S-C080R-14	P25R-C080R-14	P25S-C080R-14-WB	8	2	1,800	Roller	9-1/2	4 x 4-1/2	2-5/8 x 3-5/8 to 3 x 3	3/8	1-3/4
<b>Phenolic</b>											
P25S-PH040R-14	P25R-PH040R-14	P25S-PH040R-14-WB	4	2	800	Roller	5-5/8	4 x 4-1/2	2-5/8 x 3-5/8 to 3 x 3	3/8	1-11/16
P25S-PH050R-14	P25R-PH050R-14	P25S-PH050R-14-WB	5	2	1,000	Roller	6-1/2	4 x 4-1/2	2-5/8 x 3-5/8 to 3 x 3	3/8	1-5/8
P25S-PH060R-14	P25R-PH060R-14	P25S-PH060R-14-WB	6	2	1,200	Roller	7-1/2	4 x 4-1/2	2-5/8 x 3-5/8 to 3 x 3	3/8	1-3/4
P25S-PH080R-14	P25R-PH080R-14	P25S-PH080R-14-WB	8	2	1,400	Roller	9-1/2	4 x 4-1/2	2-5/8 x 3-5/8 to 3 x 3	3/8	1-3/4
<b>Rubber on Iron</b>											
P25S-RY040R-14	P25R-RY040R-14	P25S-RY040R-14-WB	4	2	300	Roller	5-5/8	4 x 4-1/2	2-5/8 x 3-5/8 to 3 x 3	3/8	1-11/16
P25S-RY050R-14	P25R-RY050R-14	P25S-RY050R-14-WB	5	2	450	Roller	6-1/2	4 x 4-1/2	2-5/8 x 3-5/8 to 3 x 3	3/8	1-5/8
P25S-RY060R-14	P25R-RY060R-14	P25S-RY060R-14-WB	6	2	500	Roller	7-1/2	4 x 4-1/2	2-5/8 x 3-5/8 to 3 x 3	3/8	1-3/4
P25S-RY080R-14	P25R-RY080R-14	P25S-RY080R-14-WB	8	2	600	Roller	9-1/2	4 x 4-1/2	2-5/8 x 3-5/8 to 3 x 3	3/8	1-3/4


#### Options



	With directional lock	Stainless steel version (add "X", e.g. M25SX-UY040K-14)	Optional 10-1/8" overall height	Top plate -16 with plate size 4-1/2 x 6-1/4" and bolt hole spacing 7/16 x 4-15/16 to 3-3/8 x 5-1/4"
Product code suffix	-DL	-X	-H10	-16
Available for	all Yellow PU	all	8 x 2" size only	upon request


**Series 26**  
**Kingpinless Shock Absorbing Casters with Urethane Springs**




 1,200 - 1,400 lbs

Kingpinless casters are **ideal for shock loading situations** that result in stretched rivets and lost ball bearings in other constructions. Great for towing, they are held together by the ball bearings rather than a rivet or bolt. Great for the most harsh applications. This caster adds **yellow plating for added corrosion resistance** and a **urethane spring to cushion loads** that can be damaged by jarring caused by expansion joints or door jams.

Green Round PU on Aluminum



Yellow Round PU on Aluminum



Swivel casters	Rigid casters	Swivel casters with wheel brake	Wheel Ø [inch]	Wheel width [inch]	Load cap. [lbs]	Bearing type	Total height [inch]	Plate size swivel caster [inch]	Bolt hole spacing [inch]	Bolt hole Ø [inch]	Swivel offset [inch]	Max. spr. tension [lbs]	Initial tension [inch]	Spring travel [inch]
Green Round Polyurethane on Aluminum														
P26S-UGA060K-14	P26R-UGA060K-14		6	2	1,200	Prec. ball	8	4 x 4-1/2	2-5/8 x 3-5/8 to 3 x 3	3/8	3	1,250	560	1/2
P26S-UGA080K-14	P26R-UGA080K-14		8	2	1,400	Prec. ball	10-1/8	4 x 4-1/2	2-5/8 x 3-5/8 to 3 x 3	3/8	3	1,500	660	19/32
Yellow Round Polyurethane on Aluminum														
P26S-UCA060K-14	P26R-UCA060K-14	P26S-UCA060K-14-WB	6	2	1,200	Prec. ball	8	4 x 4-1/2	2-5/8 x 3-5/8 to 3 x 3	3/8	3	1,250	560	1/2
P26S-UCA080K-14	P26R-UCA080K-14	P26S-UCA080K-14-WB	8	2	1,400	Prec. ball	10-1/8	4 x 4-1/2	2-5/8 x 3-5/8 to 3 x 3	3/8	3	1,500	660	19/32

**Options**




	With wheel face brake one piece, leading	Top plate -16 with plate size 4-1/2 x 6-1/4" and bolt hole spacing 7/16 x 4-15/16 to 3-3/8 x 5-1/4"
Product code suffix	-WBL	-16
Available for	Round yellow PU	all

## Series 27

### Heavy Duty Kingpinless Casters and Aviation Caster



 2,100 - 7,200 lbs

Kingpinless casters are **ideal for shock loading situations** that result in stretched rivets and lost ball bearings in other constructions. **Great for towing**, they are held together by

the ball bearings rather than a rivet or bolt. Great for the **most harsh applications**. These feature a larger diameter raceway and wider leg spacing for **higher load capacities**.

Flat Yellow PU  
on Silver Iron



Black Nylon



Red PU  
on Aluminum



Swivel casters	Rigid casters	Swivel casters with wheel brake	Wheel Ø [inch]	Wheel width [inch]	Load capacity [lbs]	Bearing type	Total height [inch]	Plate size swivel caster [inch]	Bolt hole spacing [inch]	Bolt hole Ø [inch]	Swivel offset [inch]
<b>Flat Yellow PU on Silver Iron, 80° Shore A</b>											
P27S-UY060K-16	P27R-UY060K-16	P27S-UY060K-16-WK	6	3	2,100	Precision ball	7-1/2	4-1/2 x 6-1/4	2-7/16 x 4-15/16 to 3-3/8 x 5-1/4	1/2	1-1/2
P27S-UY080K-16	P27R-UY080K-16	P27S-UY080K-16-WK	8	3	2,550	Precision ball	10-1/8	4-1/2 x 6-1/4	2-7/16 x 4-15/16 to 3-3/8 x 5-1/4	1/2	2-1/4
P27S-UY100K-18	P27R-UY100K-18	P27S-UY100K-18-WK	10	3	3,000	Precision ball	12-1/2	5-1/4 x 7-1/4	3-3/8 x 5-1/4 to 4-1/8 x 6-1/8	1/2	2-1/2
P27S-UY120K-18	P27R-UY120K-18	P27S-UY120K-18-WK	12	3	3,450	Precision ball	15-1/2	5-1/4 x 7-1/4	3-3/8 x 5-1/4 to 4-1/8 x 6-1/8	1/2	2-1/2
P27S-UY160K-20	P27R-UY160K-20	P27S-UY160K-20-WK*	16	4	6,000	Precision ball	18	6-1/4 x 7-1/2	4-1/2 x 6 to 4-1/8 x 6-1/8	1/2	2-1/2
<b>Black Nylon, Wheel Width 3"</b>											
P27S-NMB060K-16	P27R-NMB060K-16	P27S-NMB060K-16-WK	6	3	5,500	Precision ball	7-1/2	4-1/2 x 6-1/4	2-7/16 x 4-15/16 to 3-3/8 x 5-1/4	1/2	1-1/2
P27S-NMB080K-16	P27R-NMB080K-16	P27S-NMB080K-16-WK	8	3	5,500	Precision ball	10-1/8	4-1/2 x 6-1/4	2-7/16 x 4-15/16 to 3-3/8 x 5-1/4	1/2	2-1/4
P27S-NMB100K-18	P27R-NMB100K-18	P27S-NMB100K-18-WK	10	3	5,500	Precision ball	12-1/2	5-1/4 x 7-1/4	3-3/8 x 5-1/4 to 4-1/8 x 6-1/8	1/2	2-1/2
P27S-NMB120K-18	P27R-NMB120K-18	P27S-NMB120K-18-WK	12	3	5,500	Precision ball	15-1/2	5-1/4 x 7-1/4	3-3/8 x 5-1/4 to 4-1/8 x 6-1/8	1/2	2-1/2
<b>Black Nylon, Wheel Width 4"</b>											
P27S-NMB060K-20	P27R-NMB060K-20**	P27S-NMB060-20-WK	6	4	7,200	Precision ball	8-1/2	6-1/4 x 7-1/2	4-1/2 x 6 to 4-1/8 x 6-1/8	1/2	2-1/2
P27S-NMB080K-20	P27R-NMB080K-20**	P27S-NMB080-20-WK	8	4	7,200	Precision ball	10-1/2	6-1/4 x 7-1/2	4-1/2 x 6 to 4-1/8 x 6-1/8	1/2	2-1/2
P27S-NMB100K-20	P27R-NMB100K-20**	P27S-NMB100-20-WK	10	4	7,200	Precision ball	12-1/2	6-1/4 x 7-1/2	4-1/2 x 6 to 4-1/8 x 6-1/8	1/2	2-1/2
P27S-NMB120K-20	P27R-NMB120K-20**	P27S-NMB120-20-WK	12	4	7,200	Precision ball	15-1/2	6-1/4 x 7-1/2	4-1/2 x 6 to 4-1/8 x 6-1/8	1/2	2-1/2
	**	P27S-NMB160-20-WK	16	4	7,200	Precision ball	18	6-1/4 x 7-1/2	4-1/2 x 6 to 4-1/8 x 6-1/8	1/2	2-1/2
<b>Red Polyurethane on Aluminum</b>											
P27S-URA080K-16	P27R-URA080K-16		8	3	2,550	Precision ball	10-1/8	4-1/2 x 6-1/4	2-7/16 x 4-15/16 to 3-3/8 x 5-1/4	1/2	2-1/4
P27S-URA100K-18	P27R-URA100K-18		10	3	3,000	Precision ball	12-1/2	5-1/4 x 7-1/4	3-3/8 x 5-1/4 to 4-1/8 x 6-1/8	1/2	2-1/2
P27S-URA120K-18	P27R-URA120K-18		12	3	3,550	Precision ball	15-1/2	5-1/4 x 7-1/4	3-3/8 x 5-1/4 to 4-1/8 x 6-1/8	1/2	2-1/2

\* Deviation for M27S-UA160K-20-WB: Total height 19", Offset 4-3/8"

\*\* Rigid Caster with wheel brake available, see options.

**Swivel casters with wheel brake, directional lock and steel foot guard**



Wheel Ø [inch]	Wheel width [inch]	Load capacity [lbs]	Bearing type	Total height [inch]	Plate size swivel caster [inch]	Bolt hole spacing [inch]	Bolt hole Ø [inch]	Offset swivel caster [inch]
----------------	--------------------	---------------------	--------------	---------------------	---------------------------------	--------------------------	--------------------	-----------------------------

**Aviation Caster, Flat Yellow PU, 92° Shore A**

P27S-UY100K-16-WB-DL-FG	10	3	5,500	Precision ball	12-1/2	4-1/2 x 6-1/4	2-7/16 x 4-15/16 to 3-3/8 x 5-1/4	1/2	2-1/2
-------------------------	----	---	-------	----------------	--------	---------------	-----------------------------------	-----	-------

#### Options



With directional lock

Rigid Caster with wheel brake  
(add **-WK**, e.g.: P27R-NMB060-20-WK)

Product code suffix

**-DL**

**-WK**


Available for

Yellow PU with Ø 6, 8, 10 and 12"

Black nylon with wheel width 4"  
for wheel Ø 6, 8, 10, 12 and 16"

Series 27X  
Heavy Duty Kingpinless Casters, Stainless Steel



 2,550 - 3,600 lbs



Kingpinless casters are **ideal for shock loading situations** that result in stretched rivets and lost ball bearings in other constructions. Great for towing, they are held together by

the ball bearings rather than a rivet or bolt. Great for the most harsh applications. These feature a larger diameter raceway and wider leg spacing **for higher load capacities**

and 316 Stainless raceways for **maximum corrosion resistance**.

Caster with  
Stainless Steel  
Wheel



Red PU  
on Aluminum




SERIES 27X

Swivel casters with plate	Rigid casters	Wheel Ø [inch]	Wheel width [inch]	Load capacity [lbs]	Bearing type	Total height [inch]	Plate size swivel caster [inch]	Bolt hole spacing [inch]	Bolt hole Ø [inch]	Swivel offset [inch]
Stainless Steel Wheel										
P27SX-SS060K-16	P27RX-SS060K-16	6	3	3,600	Precision ball	7-1/2	4-1/2 x 6-1/4	2-7/16 x 4-15/16 to 3-3/8 x 5-1/4	1/2	1-1/2
P27SX-SS080K-16	P27RX-SS080K-16	8	3	3,600	Precision ball	10-1/8	4-1/2 x 6-1/4	2-7/16 x 4-15/16 to 3-3/8 x 5-1/4	1/2	2-1/4
P27SX-SS100K-18	P27RX-SS100K-18	10	3	3,600	Precision ball	12-1/2	5-1/4 x 7-1/4	3-3/8 x 5-1/4 to 4-1/8 x 6-1/8	1/2	2-1/2
P27SX-SS120K-18	P27RX-SS120K-18	12	3	3,600	Precision ball	15-1/2	5-1/4 x 7-1/4	3-3/8 x 5-1/4 to 4-1/8 x 6-1/8	1/2	2-1/2
Red Polyurethane on Aluminum, Plate 16										
P27SX-URA080K-16	P27RX-URA080K-16	8	3	2,550	Precision ball	10-1/8	4-1/2 x 6-1/4	2-7/16 x 4-15/16 to 3-3/8 x 5-1/4	1/2	2-1/4
Red Polyurethane on Aluminum, Plate 18										
P27SX-URA100K-18	P27RX-URA100K-18	10	3	3,000	Precision ball	12-1/2	5-1/4 x 7-1/4	3-3/8 x 5-1/4 to 4-1/8 x 6-1/8	1/2	2-1/2
P27SX-URA120K-18	P27RX-URA120K-18	12	3	3,550	Precision ball	15-1/2	5-1/4 x 7-1/4	3-3/8 x 5-1/4 to 4-1/8 x 6-1/8	1/2	2-1/2



## Series 28

### Heavy Duty Kingpinless Shock Absorbing Casters

 2,000 - 3,000 lbs

Designed for **heavy aerospace applications**, these casters are designed to **carry the heaviest loads** while **isolating delicate equipment** such as jet engines from

the rough surfaces common on asphalt and concrete. The load rating listed is at **50% spring deflection**.

Yellow PU  
on Iron



Yellow PU  
on Aluminum



Machined  
Black Nylon




Swivel casters with plate	Rigid casters	Wheel Ø [inch]	Wheel width [inch]	Load capacity [lbs]	Bearing type	Total height [inch]	Plate size swivel caster [inch]	Bolt hole spacing [inch]	Bolt hole Ø [inch]	Spring travel [inch]	Swivel offset [inch]
<b>Polyurethane on Iron Wheels</b>											
P28S-UY080K-16	P28R-UY080K-16	8	3	2,000	Precision ball	11.88	4-1/2 x 6-1/4	2-7/16 x 4-15/16 to 3-3/8 x 5-1/4	1/2	1.3	4.88
P28S-UY100K-16	P28R-UY100K-16	10	3	2,000	Precision ball	14	4-1/2 x 6-1/4	2-7/16 x 4-15/16 to 3-3/8 x 5-1/4	1/2	1.3	4.88
P28S-UY120K-16	P28R-UY120K-16	12	3	3,000	Precision ball	16	4-1/2 x 6-1/4	2-7/16 x 4-15/16 to 3-3/8 x 5-1/4	1/2	1.3	4.88
<b>Yellow Polyurethane on Aluminum Wheels</b>											
P28S-UA080K-16	P28R-UA080K-16	8	3	2,000	Precision ball	11.88	4-1/2 x 6-1/4	2-7/16 x 4-15/16 to 3-3/8 x 5-1/4	1/2	1.3	4.88
P28S-UA100K-16	P28R-UA100K-16	10	3	2,000	Precision ball	14	4-1/2 x 6-1/4	2-7/16 x 4-15/16 to 3-3/8 x 5-1/4	1/2	1.3	4.88
P28S-UA120K-16	P28R-UA120K-16	12	3	3,000	Precision ball	16	4-1/2 x 6-1/4	2-7/16 x 4-15/16 to 3-3/8 x 5-1/4	1/2	1.3	4.88
<b>Machined Black Nylon Wheels</b>											
P28S-NMB080K-16	P28R-NMB080K-16	8	3	2,000	Precision ball	11.88	4-1/2 x 6-1/4	2-7/16 x 4-15/16 to 3-3/8 x 5-1/4	1/2	1.3	4.88
P28S-NMB100K-16	P28R-NMB100K-16	10	3	2,000	Precision ball	14	4-1/2 x 6-1/4	2-7/16 x 4-15/16 to 3-3/8 x 5-1/4	1/2	1.3	4.88
P28S-NMB120K-16	P28R-NMB120K-16	12	3	3,000	Precision ball	16	4-1/2 x 6-1/4	2-7/16 x 4-15/16 to 3-3/8 x 5-1/4	1/2	1.3	4.88



## Series 29

### Heavy Duty Casters



 2,100 - 3,500 lbs

With an AISI 1045 forged swivel section and 3/8" thick legs welded inside and outside, these casters are designed for **maximum strength**.

A 1" diameter king bolt serves to provide maximum strength **for harsh applications**.

Yellow PU  
on Iron



Red PU  
on Aluminum



Black Nylon



White Nylon



Swivel casters with plate	Rigid casters	Wheel Ø [inch]	Wheel width [inch]	Load capacity [lbs]	Bearing type	Total height [inch]	Plate size swivel caster [inch]	Bolt hole spacing [inch]	Bolt hole Ø [inch]	Swivel offset [inch]
<b>Yellow PU on Iron</b>										
P29S-UY060K-18	P29R-UY060K-18	6	3	2,100	Precision ball	8	5-1/4 x 7-1/4	3-3/8 x 5-1/4 to 4-1/8 x 6-1/8	1/2	3
P29S-UY080K-18	P29R-UY080K-18	8	3	2,550	Precision ball	10-1/2	5-1/4 x 7-1/4	3-3/8 x 5-1/4 to 4-1/8 x 6-1/8	1/2	3
P29S-UY100K-18	P29R-UY100K-18	10	3	3,000	Precision ball	12-1/2	5-1/4 x 7-1/4	3-3/8 x 5-1/4 to 4-1/8 x 6-1/8	1/2	3-1/2
P29S-UY120K-18	P29R-UY120K-18	12	3	3,500	Precision ball	15-1/2	5-1/4 x 7-1/4	3-3/8 x 5-1/4 to 4-1/8 x 6-1/8	1/2	3
<b>Red Polyurethane on Aluminum</b>										
P29S-URA080K-18	P29R-URA080K-18	8	3	2,550	Precision ball	10-1/2	5-1/4 x 7-1/4	3-3/8 x 5-1/4 to 4-1/8 x 6-1/8	1/2	3
P29S-URA100K-18	P29R-URA100K-18	10	3	3,000	Precision ball	12-1/2	5-1/4 x 7-1/4	3-3/8 x 5-1/4 to 4-1/8 x 6-1/8	1/2	3-1/2
P29S-URA120K-18	P29R-URA120K-18	12	3	3,500	Precision ball	15-1/2	5-1/4 x 7-1/4	3-3/8 x 5-1/4 to 4-1/8 x 6-1/8	1/2	3
<b>Black Nylon</b>										
P29S-NMB060K-18	P29R-NMB060K-18	6	3	3,500	Precision ball	8	5-1/4 x 7-1/4	3-3/8 x 5-1/4 to 4-1/8 x 6-1/8	1/2	3
P29S-NMB080K-18	P29R-NMB080K-18	8	3	3,500	Precision ball	10-1/2	5-1/4 x 7-1/4	3-3/8 x 5-1/4 to 4-1/8 x 6-1/8	1/2	3
P29S-NMB100K-18	P29R-NMB100K-18	10	3	3,500	Precision ball	12-1/2	5-1/4 x 7-1/4	3-3/8 x 5-1/4 to 4-1/8 x 6-1/8	1/2	3-1/2
P29S-NMB120K-18	P29R-NMB120K-18	12	3	3,500	Precision ball	15-1/2	5-1/4 x 7-1/4	3-3/8 x 5-1/4 to 4-1/8 x 6-1/8	1/2	3
<b>White Nylon</b>										
P29S-N060K-18	P29R-N060K-18	6	3	3,500	Precision ball	8	5-1/4 x 7-1/4	3-3/8 x 5-1/4 to 4-1/8 x 6-1/8	1/2	3
P29S-N080K-18	P29R-N080K-18	8	3	3,500	Precision ball	10-1/2	5-1/4 x 7-1/4	3-3/8 x 5-1/4 to 4-1/8 x 6-1/8	1/2	3
P29S-N100K-18	P29R-N100K-18	10	3	3,500	Precision ball	12-1/2	5-1/4 x 7-1/4	3-3/8 x 5-1/4 to 4-1/8 x 6-1/8	1/2	3-1/2
P29S-N120K-18	P29R-N120K-18	12	3	3,500	Precision ball	15-1/2	5-1/4 x 7-1/4	3-3/8 x 5-1/4 to 4-1/8 x 6-1/8	1/2	3

#### Options



With wheel brake  
(add **-WK**)

Product code suffix

**-WK**

Available for


all



## Series 30

### Super Duty Dual Wheel Kingpinless Casters



 4,000 - 7,200 lbs

Designed for the **heaviest application**, this kingpinless caster features ½" thick steel and a 4-3/8" diameter raceway. **Ideal for aviation and other industries** where

catastrophic failure is not an option. Precision ball bearings in the wheels provide **excellent rolling ability**.

Dual Yellow PU  
on Iron



Dual  
Black Nylon



Swivel casters	Rigid casters	Swivel casters with total lock	Wheel Ø [inch]	Wheel width [inch]	Load capacity [lbs]	Bearing type	Total height [inch]	Plate size swivel caster [inch]	Bolt hole spacing [inch]	Bolt hole Ø [inch]	Swivel offset [inch]
<b>Dual Yellow Polyurethane on Iron</b>											
P30S-UY060K-20	P30R-UY060K-20	P30S-UY060K-20-TB	6	3	4,000	Precision ball	8-1/2	6-1/4 x 7-1/2	4-1/2 x 6 to 4-1/8 x 6-1/8	1/2	1-3/4
P30S-UY080K-20	P30R-UY080K-20	P30S-UY080K-20-TB	8	3	5,000	Precision ball	10-1/2	6-1/4 x 7-1/2	4-1/2 x 6 to 4-1/8 x 6-1/8	1/2	2-1/4
P30S-UY100K-20	P30R-UY100K-20	P30S-UY100K-20-TB	10	3	6,000	Precision ball	12-1/2	6-1/4 x 7-1/2	4-1/2 x 6 to 4-1/8 x 6-1/8	1/2	2-3/4
P30S-UY120K-20	P30R-UY120K-20	P30S-UY120K-20-TB	12	3	7,000	Precision ball	15-1/2	6-1/4 x 7-1/2	4-1/2 x 6 to 4-1/8 x 6-1/8	1/2	3-5/8
<b>Dual Black Nylon</b>											
P30S-NMB033K-16	P30R-NMB033K-16		3-1/4	3	5,500	Precision ball	4-15/16	4-1/2 x 6-1/4	2-7/16 x 4-15/16 to 3-3/8 x 5-1/4	1/2	1-9/16
P30S-NMB040K-18	P30R-NMB040K-18		4	3	5,500	Precision ball	6-5/16	5-1/4 x 7-1/4	3-3/8 x 5-1/4 to 4-1/8 x 6-1/8	1/2	1-3/4
P30S-NMB050K-20	P30R-NMB050K-20		5	3	7,200	Precision ball	8	6-1/4 x 7-1/2	4-1/2 x 6 to 4-1/8 x 6-1/8	1/2	2



# Series 31

## Super Duty Easy Swivel Kingpinless

 7,700 lbs


The 31 series features an innovative **dual ball raceway** design to **lessen the load on any given bearing**, allowing the caster to **rotate with less force** required than a standard kingpinless caster. Ideal when **ergonomics** are important and no catastrophic caster failure can be tolerated.

Swivel casters	Rigid casters	Wheel Ø [inch]	Wheel width [inch]	Load capacity [lbs]	Bearing type	Total height [inch]	Plate size swivel caster [mm]	Bolt hole spacing [mm]	Bolt hole Ø [inch]	Swivel offset [inch]
Yellow PU on Iron										
P31S-UY160WT-P	P31R-UY160WT-P	16	5	7,700	Tapered roller	20-3/4	300 x 400 mm	240 x 340 mm	1	4

SERIES 31



**Series 32**  
**Super Duty Kingpinless With Tapered Wheel Bearings**

 7,000 - 11,940 lbs

Designed for the **heaviest application**, this kingpinless caster features ½” thick steel and a 4-3/8” diameter raceway. **Ideal for aviation and other industries** where

catastrophic failure is not an option. **Tapered roller bearings** in the wheels provide the **strongest possible load carrying even at towing speeds**.

Swivel casters	Rigid casters	Wheel Ø [inch]	Wheel width [inch]	Load capacity [lbs]	Bearing type	Total height [inch]	Plate size swivel caster [inch]	Bolt hole spacing [inch]	Bolt hole Ø [inch]	Swivel offset [inch]
Yellow PU on Iron										
P32S-UY120T-P	P32R-UY120T-P	12	3	7,000	Tapered roller	15-3/4	12 x 12	10 x 10	1	3-1/4
P32S-UY160T-P	P32R-UY160T-P	16	4	11,940	Tapered roller	19-3/4	12 x 12	10 x 10	1	4-1/2

SERIES 32

## Replacement Parts



**JPB-90001B**  
4.03 x 4.03 " Black Corner Bumper



**JPB-90001G**  
4.03 x 4.03 " Gray Corner Bumper



**JPB-90009B**  
4.03 x 4.03 " Black Large Corner Bumper



**JPB-90009G**  
4.03 x 4.03 " Gray Large Corner Bumper



**JPB-90010B**  
Black End Bumper  $\varnothing$  3-1/4"  
with steel insert for 5/16" mounting bolt



**JPB-90010G**  
Gray End Bumper  $\varnothing$  3-1/4"  
with steel insert for 5/16" mounting bolt



**JPB-90012**  
Round Bumper  $\varnothing$  3-1/2"  
fit  $\varnothing$  1" stem




**JPB-80009**  
Pack of 4 wheel chock kit



**JPB-90013B**  
Black Piano Caster Cup



**JPB-90013F**  
Brown Piano Caster Cup



**JPB-90011G**  
Gray Rolling Bumper  $\varnothing$  5"  
fit  $\varnothing$  1/2" stem

## Replacement Parts



**PHW-R 075x118x218**  
Roller Bearing, 3/4" ID, 1-3/16" OD, 2-3/16" long



**PHW-KP 050x118x244**  
Precision Ball Bearing with extended inner race, 1/2" ID, 1-3/16" OD for 2-7/16" Hub length when assembled.



**PHW-DF 075x118**  
Delrin Bearing, white, 3/4" ID, 1-3/16" OD, flanged



**PHW-WBP 075x118**  
Retainer Washer, Nylon, Black, 3/4" ID, 1-3/16" OD



**PHW-S 050x075x244**  
Spanner Bushing, 1/2" ID, 3/4" OD, 2-7/16" long



**PHW-AH 050x338-13**  
Axle, Hollow, 1/2" OD, 3-3/8" long, 13 TPI



**PHW-NL 050-13**  
Nut, Lock 1/2", 13 TPI




**PHW-CP-14**  
Caster pad for 4 x 4-1/2" top plate

**PHW-CP-16**  
Caster pad for 4-1/2 x 6-1/4" top plate

**P-DL21-14**  
Field installable directional lock for type -14 top plate

**P-DL21-16**  
Field installable directional lock for type -16 top plate


## Wheel Section


Series	Description	Load Capacity	Page
<b>PU</b>	2" Tread Width PU on Cast Iron Core Wheels	up to 1,700 lbs	68
<b>PU</b>	2.5" Tread Width PU on Cast Iron Core Wheels	up to 2,300 lbs	68
<b>PU</b>	3" Tread Width PU on Cast Iron Core Wheels	up to 3,500 lbs	68
<b>PU</b>	4" Tread Width PU on Cast Iron Core Wheels	up to 6,000 lbs	68
<b>PU</b>	5" Tread Width PU on Cast Iron Core Wheels	up to 7,700 lbs	68
<b>PU</b>	1-1/2" Tread Width PU on Aluminum Core Wheels	up to 600 lbs	69
<b>PU</b>	2" Tread Width PU on Aluminum Core Wheels	up to 1,500 lbs	69
<b>PU</b>	3" Tread Width PU on Aluminum Core Wheels	up to 3,500 lbs	69
<b>Stainless Steel</b>	3" Tread Width Solid Stainless Steel Wheels 	up to 3,600 lbs	70
<b>Nylon</b>	2" Tread Width White Machined Nylon Wheels	up to 3,000 lbs	71
<b>Nylon</b>	3" Tread Width White Machined Nylon Wheels	up to 7,200 lbs	71
<b>Nylon</b>	2" Tread Width Black Machined Nylon Wheels	up to 3,000 lbs	72
<b>Nylon</b>	3" Tread Width Black Machined Nylon Wheels	up to 7,200 lbs	72
<b>Nylon</b>	4" Tread Width Black Machined Nylon Wheels	up to 7,200 lbs	72
<b>Nylon</b>	2" Tread Width White Solid Nylon Wheels	up to 880 lbs	73
<b>Nylon</b>	3" Tread Width White Solid Nylon Wheels	up to 6,170 lbs	73
<b>PU</b>	1-1/4" Tread Width PU Tread on PP Core Wheels	up to 240 lbs	74
<b>PU</b>	1-1/2" Tread Width PU Tread on PP Core Wheels	up to 440 lbs	75
<b>PU</b>	2" Tread Width PU Tread on PP Core Wheels	up to 1,000 lbs	75

Series	Description	Load Capacity	Page
<b>TPR</b>	1-1/4" Tread Width TPR Tread on PP Core Wheels	up to 325 lbs	76
<b>TPR</b>	2" Tread Width TPR Tread on PP Core Wheels	up to 600 lbs	76
<b>TPR</b>	1-1/4" Tread Width TPR Conductive Tread on PP Core Wheels	up to 240 lbs	77
<b>Nylon</b>	1-1/4" Tread Width Solid White PP Wheel	up to 220 lbs	78
<b>Nylon</b>	1-1/2" Tread Width Solid Black PP Wheel	up to 550 lbs	78
<b>Nylon</b>	2" Tread Width Solid Black PP Wheel	up to 900 lbs	78
<b>Nylon</b>	1-1/2" Tread Width Glass Fiber Filled Black Nylon Wheel	up to 660 lbs	79
<b>Rubber</b>	2" Tread Width Solid Black Rubber on a Cast Iron Core Wheel	up to 500 lbs	80
<b>Cast Iron</b>	2" Tread Width Solid Cast Iron Wheel	up to 1,400 lbs	81
<b>Phenolic</b>	2" Tread Width Solid Black Phenolic Wheel	up to 1,400 lbs	82



## 2" to 5" Tread Width PU on Cast Iron Core Wheels

 up to 7,700 lbs


 92° Shore A

These wheels feature durable 92 shore A urethane tread on a cast iron core. Urethane provides **high capacity floor protection** while still allowing **easy mobility**.


**Round treads** provide slightly lowered capacity in exchange for **lower required forces to roll or pivot** the caster, particularly on **carpets**.


Wheels	Wheel Ø [inch]	Tread width [inch]	Load capacity [lbs]	Bearing type	Hub length [inch]	Hub length with bushing [inch]	Axle bore Ø [inch]
<b>2" Yellow PU Tread on Cast Iron Core Wheel</b>							
P-UY-040x020/119G	4	2	700	Plain Bore	2-3/16	2-7/16	1-3/16
P-UY-050x020/119G	5	2	840	Plain Bore	2-3/16	2-7/16	1-3/16
P-UY-060x020/119G	6	2	1,200	Plain Bore	2-3/16	2-7/16	1-3/16
P-UY-080x020/119G	8	2	1,250	Plain Bore	2-3/16	2-7/16	1-3/16
P-UY-040x020/050R	4	2	700	Roller Bearing	2-3/16	2-7/16	1/2
P-UY-050x020/050R	5	2	840	Roller Bearing	2-3/16	2-7/16	1/2
P-UY-060x020/050R	6	2	1,200	Roller Bearing	2-3/16	2-7/16	1/2
P-UY-080x020/050R	8	2	1,250	Roller Bearing	2-3/16	2-7/16	1/2
P-UY-040x020/050K	4	2	700	Precision Bearing #6203	2-3/16	2-7/16	1/2
P-UY-050x020/050K	5	2	840	Precision Bearing #6203	2-3/16	2-7/16	1/2
P-UY-060x020/050K	6	2	1,200	Precision Bearing #6203	2-3/16	2-7/16	1/2
P-UY-080x020/050K	8	2	1,500	Precision Bearing #6203	2-3/16	2-7/16	1/2
P-UY-100x020/050K	10	2	1,700	Precision Bearing #6203	2-3/16	2-7/16	1/2
<b>2" Red Round PU Tread on Cast Iron Core Wheel with 1Pc of Roller Bearing,Spanner &amp; Plastic Seals</b>							
P-URY-060x020/050R	6	2	770	Roller Bearing	2-3/16	2-7/16	1/2
P-URY-080x020/050R	8	2	990	Roller Bearing	2-3/16	2-7/16	1/2
<b>2-1/2" Yellow PU Tread on Cast Iron Core Wheel with 2 Pcs of Precision Bearing</b>							
P-UY-060x020/050K	6	2.5	1,600	Precision Bearing #6205	3-1/4	3-1/2	3/4
P-UY-080x020/050K	8	2.5	2,000	Precision Bearing #6205	3-1/4	3-1/2	3/4
P-UY-120x020/050K	10	2.5	2,300	Precision Bearing #6205	3-1/4	3-1/2	3/4
<b>3" Yellow PU Tread on Cast Iron Core Wheel with 2 Pcs of Precision Bearings &amp; Spanner Bushing</b>							
P-UY-060x030/075K	6	3	2,000	Precision Bearing #6205	3-1/4	3-1/2	3/4
P-UY-080x030/075K	8	3	2,500	Precision Bearing #6205	3-1/4	3-1/2	3/4
P-UY-100x030/075K	10	3	3,000	Precision Bearing #6205	3-1/4	3-1/2	3/4
P-UY-120x030/075K	12	3	3,500	Precision Bearing #6205	3-1/4	3-1/2	3/4
P-UY-120x030/100T	12	3	3,500	Precision Tapered Roller Bearing	3-1/4	3-1/2	1
<b>4" Yellow PU Tread on Cast Iron Core Wheel with 2 Pcs of Precision Bearings &amp; Spanner Bushing</b>							
P-UY-160x040/100K	16	4	6,000	Precision Bearing #6207	4-1/4	4-1/2	1
P-UY-160x040/100T	16	4	6,000	Precision Tapered Roller Bearing	4-1/4	4-1/2	1
<b>5" Yellow PU Tread on Cast Iron Core Wheel with 2 Pcs of Precision Bearings &amp; Spanner Bushing</b>							
P-UY-160x050/100T	16	5	7,700	Precision Tapered Roller Bearing	5	5-1/2	1





## 1-1/2" and 3" Tread Width PU on Aluminum Core Wheels

 up to 3,500 lbs

 92° Shore A / 55 - 60° Shore D

These wheels feature durable 92 shore A urethane tread on a light-weight and corrosion resistant aluminum core. Urethane provides **high capacity floor protection** while still allowing **easy mobility**.

Wheels	Wheel Ø [inch]	Tread width [inch]	Load capacity [lbs]	Bearing type	Hub length [inch]	Hub length with bushing [inch]	Axle bore Ø [inch]
<b>1-1/2" Tread Width Yellow PU on Aluminum Core Wheels, 92 Shore A</b>							
P-UA-030x015/038K	3	1-1/2	600	Precision Bearing #6200	1-5/8	1-13/16	3/8
<b>2" Tread Width Yellow PU on Aluminum Core Wheels and Plain Bore, 92 Shore A</b>							
P-UA-040x020/119G	4	2	700	Plain Bore	2-3/16	2-7/16	1-3/16
P-UA-050x020/119G	5	2	1,100	Plain Bore	2-3/16	2-7/16	1-3/16
P-UA-060x020/119G	6	2	1,250	Plain Bore	2-3/16	2-7/16	1-3/16
P-UA-080x020/119G	8	2	1,500	Plain Bore	2-3/16	2-7/16	1-3/16
<b>2" Tread Width Green PU on Aluminum Core Wheels and Precision Ball Bearing, 92 Shore A</b>							
P-UGA-050x020/050K	5	2	1,100	Precision Bearing #6203	2-3/16	2-7/16	1/2
P-UGA-060x020/050K	6	2	1,250	Precision Bearing #6203	2-3/16	2-7/16	1/2
P-UGA-080x020/050K	8	2	1,500	Precision Bearing #6203	2-3/16	2-7/16	1/2
<b>2" Tread Width Yellow PU on Aluminum Core Wheels and Precision Ball Bearing, 92 Shore A</b>							
P-UCA-050x020/050K	5	2	1,100	Precision Bearing #6203	2-3/16	2-7/16	1/2
P-UCA-060x020/050K	6	2	1,250	Precision Bearing #6203	2-3/16	2-7/16	1/2
P-UCA-080x020/050K	8	2	1,500	Precision Bearing #6203	2-3/16	2-7/16	1/2
<b>3" Tread Width Red PU on Aluminum Core Wheels, 55-60 Shore D</b>							
P-URA-080x030/075K	8	3	2,500	Precision Bearing #6205	3-1/4	3-1/2	3/4
P-URA-100x030/075K	10	3	3,000	Precision Bearing #6205	3-1/4	3-1/2	3/4
P-URA-120x030/075K	12	3	3,500	Precision Bearing #6205	3-1/4	3-1/2	3/4



# 3" Tread Width Solid Stainless Steel Wheels

 up to 3,600 lbs

 90 HB





Stainless steel wheels provide the **strength and durability** of a solid metal wheel while providing the **corrosion resistance** of 304 stainless steel.

Wheels	Wheel Ø [inch]	Tread width [inch]	Load capacity [lbs]	Bearing type	Hub length [inch]	Hub length with bushing [inch]	Axle bore Ø [inch]
3" Tread Width PU on Aluminum Core Wheels							
P-SS-060x030/075K	6	3	3,600	Precision Bearing #6205	3-1/4	3-1/2	3/4
P-SS-080x030/075K	8	3	3,600	Precision Bearing #6205	3-1/4	3-1/2	3/4
P-SS-100x030/075K	10	3	3,600	Precision Bearing #6205	3-1/4	3-1/2	3/4
P-SS-120x030/075K	12	3	3,600	Precision Bearing #6205	3-1/4	3-1/2	3/4



## 2" and 3" Tread Width White Machined Nylon Wheels

 up to 7,200 lbs

 70 - 80° Shore D


Machined extruded nylon wheels provide the **strongest possible non-metal wheel**, providing added **floor protection** with nearly the strength of forged steel.


Machined nylon is **impervious to corrosion** as well.

Wheels	Wheel Ø [inch]	Tread width [inch]	Load capacity [lbs]	Bearing type	Hub length [inch]	Hub length with bushing [inch]	Axle bore Ø [inch]
<b>2" Tread Width White Machined Nylon Wheels</b>							
P-NM-040x020/050K	4	2	3,000	Precision Bearing #6303	2-3/16	2-7/16	1/2
P-NM-050x020/050K	5	2	3,000	Precision Bearing #6303	2-3/16	2-7/16	1/2
P-NM-060x020/050K	6	2	3,000	Precision Bearing #6303	2-3/16	2-7/16	1/2
P-NM-080x020/050K	8	2	3,000	Precision Bearing #6303	2-3/16	2-7/16	1/2
<b>3" Tread Width White Machined Nylon Wheels</b>							
P-NM-060x030/075K	6	3	7,200	Precision Bearing #6205	3-1/4	3-1/2	3/4
P-NM-080x030/075K	8	3	7,200	Precision Bearing #6205	3-1/4	3-1/2	3/4
P-NM-100x030/075K	10	3	7,200	Precision Bearing #6205	3-1/4	3-1/2	3/4
P-NM-120x030/075K	12	3	7,200	Precision Bearing #6205	3-1/4	3-1/2	3/4



## 2", 3" and 4" Black Machined Nylon Wheel

 up to 7,200 lbs


 70 - 80° Shore D


Machined extruded nylon wheels provide the **strongest possible non-metal wheel**, providing added **floor protection** with nearly the strength of forged steel. Machined nylon is **impervious to corrosion** as well.

Wheels	Wheel Ø [inch]	Tread width [inch]	Load capacity [lbs]	Bearing type	Hub length [inch]	Hub length with bushing [inch]	Axle bore Ø [inch]
<b>2" Tread Width Black Machined Nylon Wheels</b>							
P-NMB-040x020/050K	4	2	3,000	Precision Bearing #6303	2-3/16	2-7/16	1/2
P-NMB-050x020/050K	5	2	3,000	Precision Bearing #6303	2-3/16	2-7/16	1/2
P-NMB-060x020/050K	6	2	3,000	Precision Bearing #6303	2-3/16	2-7/16	1/2
P-NMB-080x020/050K	8	2	3,000	Precision Bearing #6303	2-3/16	2-7/16	1/2
<b>3" Tread Width Black Machined Nylon Wheels</b>							
P-NMB-060x030/075K	6	3	7,200	Precision Bearing #6205	3-1/4	3-1/2	3/4
P-NMB-080x030/075K	8	3	7,200	Precision Bearing #6205	3-1/4	3-1/2	3/4
P-NMB-100x030/075K	10	3	7,200	Precision Bearing #6205	3-1/4	3-1/2	3/4
P-NMB-120x030/075K	12	3	7,200	Precision Bearing #6205	3-1/4	3-1/2	3/4
<b>4" Tread Width Black Machined Nylon Wheels</b>							
P-NMB-060x040/075K	6	4	7,200	Precision Bearing #6205	4-1/4	4-1/2	3/4
P-NMB-080x040/075K	8	4	7,200	Precision Bearing #6205	4-1/4	4-1/2	3/4
P-NMB-100x040/075K	10	4	7,200	Precision Bearing #6205	4-1/4	4-1/2	3/4
P-NMB-120x040/075K	12	4	7,200	Precision Bearing #6205	4-1/4	4-1/2	3/4
P-NMB-140x040/075K	14	4	7,200	Precision Bearing #6205	4-1/4	4-1/2	3/4



## 2" and 3" Tread Width White Solid Nylon Wheels

 up to 6,170 lbs


 70 - 80° Shore D


Nylon wheels offer the **perfect blend of strength, floor protection, and aesthetic appeal**. These wheels are molded from 100% virgin nylon and offered in white to **meet all food preparation and clean area requirements**.

Wheels	Wheel Ø [inch]	Tread width [inch]	Load capacity [lbs]	Bearing type	Hub length [inch]	Hub length with bushing [inch]	Axle bore Ø [inch]
<b>2" Tread Width White Solid Nylon Wheels</b>							
P-N-040x020/050K	4	2	390	Precision Bearing #6004	2-3/16	2-7/16	1/2
P-N-050x020/050K	5	2	500	Precision Bearing #6004	2-3/16	2-7/16	1/2
P-N-060x020/050K	6	2	720	Precision Bearing #6004	2-3/16	2-7/16	1/2
P-N-080x020/050K	8	2	880	Precision Bearing #6004	2-3/16	2-7/16	1/2
<b>3" Tread Width White Solid Nylon Wheels</b>							
P-N-040x030/075K	6	3	6,170	Precision Bearing #6205	3-1/4	3-1/2	3/4
P-N-050x030/075K	8	3	6,170	Precision Bearing #6205	3-1/4	3-1/2	3/4
P-N-060x030/075K	10	3	6,170	Precision Bearing #6205	3-1/4	3-1/2	3/4
P-N-080x030/075K	12	3	6,170	Precision Bearing #6205	3-1/4	3-1/2	3/4



## 1-1/4" Tread Width PU Tread on PP Core Wheels

 up to 440 lbs

 50 - 60° Shore D


These wheels feature a **floor protecting and easy rolling** gray urethane tread on a strong and economical polypropylen core. Available with precision ball bearings, delrin


bearings for high moisture enviroments, **or stainless steel** ball bearings for ergonomics **in corrosive environments**.

Wheels	Wheel Ø [inch]	Tread width [inch]	Load capacity [lbs]	Bearing type	Hub length [inch]	Hub length with bushing [inch]	Axle bore Ø [inch]
<b>Wheel with 1 Pc Precision Bearing</b>							
P-UP-030x013/031K	3	1-1/4	165	Precision Bearing #6002	1-7/16	1-1/2	5/16
P-UP-040x013/031K	4	1-1/4	190	Precision Bearing #6002	1-7/16	1-1/2	5/16
P-UP-050x013/031K	5	1-1/4	220	Precision Bearing #6002	1-7/16	1-1/2	5/16
P-UP-060x013/031K	6	1-1/4	240	Precision Bearing #6002	1-7/16	1-1/2	5/16
<b>Wheel with a Single Stainless Steel Precision Bearing and Thread Guards</b>							
P-UP-030x013KX	3	1-1/4	165	Precision Bearing #6002	1-7/16	1-1/2	5/16
P-UP-040x013KX	4	1-1/4	190	Precision Bearing #6002	1-7/16	1-1/2	5/16
P-UP-050x013KX	5	1-1/4	220	Precision Bearing #6002	1-7/16	1-1/2	5/16
P-UP-060x013KX	6	1-1/4	240	Precision Bearing #6002	1-7/16	1-1/2	5/16
<b>Wheel with Delrin Bearing</b>							
P-UP-030x013/031D	3	1-1/4	300	Delrin Bearing	1-1/2	1-1/2	3/8
P-UP-035x013/031D	3-1/2	1-1/4	360	Delrin Bearing	1-1/2	1-1/2	3/8
P-UP-040x013/031D	4	1-1/4	400	Delrin Bearing	1-1/2	1-1/2	3/8
P-UP-050x013/031D	5	1-1/4	440	Delrin Bearing	1-1/2	1-1/2	3/8
<b>Wheel with Annular Ball Bearing</b>							
P-UP-030x013/031B	3	1-1/4	300	Annular Ball Bearing	1-1/2	1-1/2	3/8
P-UP-035x013/031B	3-1/2	1-1/4	360	Annular Ball Bearing	1-1/2	1-1/2	3/8
P-UP-040x013/031B	4	1-1/4	400	Annular Ball Bearing	1-1/2	1-1/2	3/8
P-UP-050x013/031B	5	1-1/4	440	Annular Ball Bearing	1-1/2	1-1/2	3/8
<b>Wheel with Two Stainless Steel Precision Bearings and Stainless Steel Thread Guards</b>							
P-UP-040x013KX-TM	4	1-1/4	190	Precision Bearing	1-7/16	1-1/2	5/16
P-UP-050x013KX-TM	5	1-1/4	220	Precision Bearing	1-7/16	1-1/2	5/16
P-UP-060x013KX-TM	6	1-1/4	240	Precision Bearing	1-7/16	1-1/2	5/16



## 1-1/2" and 2" PU Tread on PP Core

 up to 1,000 lbs

 50 - 60° Shore D


These wheels feature a **floor protecting and easy rolling** red urethane tread on a strong and economical polypropylen core.


Available with precision ball bearings or delrin bearings for high moisture environments.

Wheels	Wheel Ø [inch]	Tread width [inch]	Load capacity [lbs]	Bearing type	Hub length [inch]	Hub length with bushing [inch]	Axle bore Ø [inch]
<b>1-1/2" Red PU Tread on Black PP Core Wheel with Delrin Bearing</b>							
P-URPB-040x015/038D	4	1-1/2	350	Delrin Bearing	2-1/16	2-1/8	3/8
P-URPB-050x015/038D	5	1-1/2	440	Delrin Bearing	2-1/16	2-1/8	3/8
<b>2" Light Gray PU Tread on Gray PP Core Wheel</b>							
P-UP-040x020/119G	4	2	600	Plain Bore	2-3/16	2-7/16	1-3/16
P-UP-050x020/119G	5	2	750	Plain Bore	2-3/16	2-7/16	1-3/16
P-UP-060x020/119G	6	2	900	Plain Bore	2-3/16	2-7/16	1-3/16
P-UP-080x020/119G	8	2	1,000	Plain Bore	2-3/16	2-7/16	1-3/16
P-UP-040x020/050R	4	2	600	Roller Bearing	2-3/16	2-7/16	1/2
P-UP-050x020/050R	5	2	750	Roller Bearing	2-3/16	2-7/16	1/2
P-UP-060x020/050R	6	2	900	Roller Bearing	2-3/16	2-7/16	1/2
P-UP-080x020/050R	8	2	1,000	Roller Bearing	2-3/16	2-7/16	1/2
P-UP-040x020/050K	4	2	550	Precision Bearing #6004	2-3/16	2-7/16	1/2
P-UP-050x020/050K	5	2	660	Precision Bearing #6004	2-3/16	2-7/16	1/2
P-UP-060x020/050K	6	2	770	Precision Bearing #6004	2-3/16	2-7/16	1/2
P-UP-080x020/050K	8	2	880	Precision Bearing #6004	2-3/16	2-7/16	1/2
<b>2" Red PU Tread on White PP Core Wheel with 2 Pcs of Precision Bearing, Spanner Bushing &amp; Plastic Seals</b>							
P-URPW-040x020/050K	4	2	550	Precision Bearing #6004	2-3/16	2-7/16	1/2
P-URPW-050x020/050K	5	2	660	Precision Bearing #6004	2-3/16	2-7/16	1/2
P-URPW-060x020/050K	6	2	770	Precision Bearing #6004	2-3/16	2-7/16	1/2
P-URPW-080x020/050K	8	2	880	Precision Bearing #6004	2-3/16	2-7/16	1/2
<b>2" Red PU Tread on Black PP Core Wheel with Delrin Bearing</b>							
P-URPB-040x020/050D	4	2	550	Delrin Bearing	2-3/16	2-7/16	1/2
P-URPB-050x020/050D	5	2	660	Delrin Bearing	2-3/16	2-7/16	1/2
P-URPB-060x020/050D	6	2	770	Delrin Bearing	2-3/16	2-7/16	1/2
P-URPB-080x020/050D	8	2	880	Delrin Bearing	2-3/16	2-7/16	1/2



## 1-1/4" and 2" TPR Tread on PP Core

 up to 600 lbs

 85 - 95° Shore A

Featuring a gray thermoplastic rubber tread on a sturdy polypropylene core, these wheels are both **attractive and strong, yet economical**. Available with precision ball


bearings, delrin bearings for high moisture environments, or **stainless steel ball bearings for ergonomics in corrosive environments**.


Wheels	Wheel Ø [inch]	Tread width [inch]	Load capacity [lbs]	Bearing type	Hub length [inch]	Hub length with bushing [inch]	Axle bore Ø [inch]
<b>1-1/4" Dark Gray TPR Tread on Light Gray PP Core Wheel with 1 Pc of Precision Bearing</b>							
P-RP-030x013/031K	3	1-1/4	165	Precision Bearing #6202	1-7/16		5/16
P-RP-040x013/031K	4	1-1/4	190	Precision Bearing #6202	1-7/16		5/16
P-RP-050x013/031K	5	1-1/4	220	Precision Bearing #6202	1-7/16		5/16
P-RP-060x013/031K	6	1-1/4	240	Precision Bearing #6202	1-7/16		5/16
<b>1-1/4" Dark Gray TPR Tread on Light Gray PP Core Wheel with 1 Pc of Stainless Steel Precision Bearing &amp; 2 Pcs of Plastic Thread Guard</b>							
P-RP-030x013KX	3	1-1/4	165	Precision Bearing #6202	1-7/16		5/16
P-RP-040x013KX	4	1-1/4	190	Precision Bearing #6202	1-7/16		5/16
P-RP-050x013KX	5	1-1/4	220	Precision Bearing #6202	1-7/16		5/16
P-RP-060x013KX	6	1-1/4	240	Precision Bearing #6202	1-7/16		5/16
<b>1-1/4" Dark Gray TPR Tread on Light Gray PP Core Wheel with Delrin Bearing</b>							
P-RP-030x013/031D	3	1-1/4	200	Delrin Bearing	1-1/2	1-1/2	3/8
P-RP-035x013/031D	3-1/2	1-1/4	250	Delrin Bearing	1-1/2	1-1/2	3/8
P-RP-040x013/031D	4	1-1/4	300	Delrin Bearing	1-1/2	1-1/2	3/8
P-RP-050x013/031D	5	1-1/4	325	Delrin Bearing	1-1/2	1-1/2	3/8
<b>1-1/4" Dark Gray TPR Tread on Light Gray PP Core Wheel with Annular Ball Bearing</b>							
P-RP-030x013/031B	3	1-1/4	200	Annular Ball	1-1/2	1-1/2	3/8
P-RP-035x013/031B	3-1/2	1-1/4	250	Annular Ball	1-1/2	1-1/2	3/8
P-RP-040x013/031B	4	1-1/4	300	Annular Ball	1-1/2	1-1/2	3/8
P-RP-050x013/031B	5	1-1/4	325	Annular Ball	1-1/2	1-1/2	3/8
<b>1-1/4" Dark Gray TPR Tread on Light Gray PP Core Wheel with Two Stainless Steel Precision Bearings &amp; Stainless Steel Thread Guards</b>							
P-RP-040x013KX-TM	4	1-1/4	187	Precision Bearing	1-7/16		5/16
P-RP-050x013KX-TM	5	1-1/4	220	Precision Bearing	1-7/16		5/16
P-RP-060x013KX-TM	6	1-1/4	240	Precision Bearing	1-7/16		5/16
<b>2" Light Gray Flat TPR Tread on Gray PP Core Wheel</b>							
P-RP-040x020/119G	4	2	300	Plain Bore	2-3/16	2-7/16	1-3/16
P-RP-050x020/119G	5	2	350	Plain Bore	2-3/16	2-7/16	1-3/16
P-RP-060x020/119G	6	2	500	Plain Bore	2-3/16	2-7/16	1-3/16
P-RP-080x020/119G	8	2	600	Plain Bore	2-3/16	2-7/16	1-3/16
P-RP-040x020/050R	4	2	300	Roller Bearing	2-3/16	2-7/16	1/2
P-RP-050x020/050R	5	2	350	Roller Bearing	2-3/16	2-7/16	1/2
P-RP-060x020/050R	6	2	500	Roller Bearing	2-3/16	2-7/16	1/2
P-RP-080x020/050R	8	2	600	Roller Bearing	2-3/16	2-7/16	1/2
P-RP-040x020/050K	4	2	350	Precision Bearing #6004	2-3/16	2-7/16	1/2
P-RP-050x020/050K	5	2	350	Precision Bearing #6004	2-3/16	2-7/16	1/2
P-RP-060x020/050K	6	2	600	Precision Bearing #6004	2-3/16	2-7/16	1/2
P-RP-080x020/050K	8	2	600	Precision Bearing #6004	2-3/16	2-7/16	1/2
<b>2" Light Gray Radius TPR Tread on Gray PP Core Wheel</b>							
P-RCP-040x020/119G	4	2	300	Plain Bore	2-3/16	2-7/16	1-3/16
P-RCP-050x020/119G	5	2	350	Plain Bore	2-3/16	2-7/16	1-3/16
P-RCP-060x020/119G	6	2	500	Plain Bore	2-3/16	2-7/16	1-3/16
P-RCP-080x020/119G	8	2	600	Plain Bore	2-3/16	2-7/16	1-3/16
P-RCP-040x020/050R	4	2	300	Roller Bearing	2-3/16	2-7/16	1/2
P-RCP-050x020/050R	5	2	350	Roller Bearing	2-3/16	2-7/16	1/2
P-RCP-060x020/050R	6	2	500	Roller Bearing	2-3/16	2-7/16	1/2
P-RCP-080x020/050R	8	2	600	Roller Bearing	2-3/16	2-7/16	1/2





## 1-1/4" Tread Width TPR Conductive Tread on PP Core Wheels

 up to 240 lbs


 85 - 95° Shore A

These wheels are **conductive**, allowing electricity to flow unimpeded from the load to the floor surface to **protect delicate electronics or other cargo**. Featuring a gray


thermoplastic rubber tread on a sturdy polypropylene core, these wheels are both **attractive and strong, yet economical**. Available with precision ball bearings or stainless steel ball


bearings for ergonomics in corrosive environments.

Wheels	Wheel Ø [inch]	Tread width [inch]	Load capacity [lbs]	Bearing type	Hub length [inch]	Hub length with bushing [inch]	Axle bore Ø [inch]
<b>Dark Gray TPR Conductive Tread on Light Grey PP Core Wheel with 1 Pc of Precision Bearing &amp; Plastic Thread Guards</b>							
P-RP-030x013/-31K-EL	3	1-1/4	165	Precision Bearing #6202	1-7/16	1-1/2	5/16
P-RP-040x013/-31K-EL	4	1-1/4	190	Precision Bearing #6202	1-7/16	1-1/2	5/16
P-RP-050x013/-31K-EL	5	1-1/4	220	Precision Bearing #6202	1-7/16	1-1/2	5/16
P-RP-060x013/-31K-EL	6	1-1/4	240	Precision Bearing #6202	1-7/16	1-1/2	5/16
<b>Dark Gray TPR Conductive Tread on Light Grey PP Core Wheel with 1 Pc of Stainless Steel Precision Bearing &amp; Plastic Thread Guards</b>							
P-RP-030x013KX-EL	3	1-1/4	165	Precision Bearing #6202	1-7/16	1-1/2	5/16
P-RP-040x013KX-EL	4	1-1/4	190	Precision Bearing #6202	1-7/16	1-1/2	5/16
P-RP-050x013KX-EL	5	1-1/4	220	Precision Bearing #6202	1-7/16	1-1/2	5/16
P-RP-060x013KX-EL	6	1-1/4	240	Precision Bearing #6202	1-7/16	1-1/2	5/16



## Solid White and Black Polypropylene Wheels

 up to 900 lbs

 60 - 70° Shore D


Solid polypropylene wheels are the **most economical solution** that also offers **good load capacity and floor protection**. Available in both black and white and with


a precision bearing, or plain bore. White wheels are ideal where **cleanliness** counts.

Wheels	Wheel Ø [inch]	Tread width [inch]	Load capacity [lbs]	Bearing type	Hub length [inch]	Hub length with bushing [inch]	Axle bore Ø [inch]
<b>1-1/4" White Solid PP Wheel with Stainless Steel Spanner Bushing</b>							
P-PW-030x013/031G	3	1-1/4	165	Plain Bore	1-3/8	1-1/2	5/16
P-PW-040x013/031G	4	1-1/4	190	Plain Bore	1-3/8	1-1/2	5/16
P-PW-050x013/031G	5	1-1/4	220	Plain Bore	1-3/8	1-1/2	5/16
<b>1-1/2" Black Solid PP Wheel with 2 Pcs of Precision Bearing</b>							
P-PB-030x015/038K	3	1-1/2	550	Precision Bearing #6200	1-5/8	1-3/4	3/8
<b>2" Black Solid PP Wheel</b>							
P-PB-040x020/119G	4	2	500	Plain Bore	2-3/16	2-7/16	1-3/16
P-PB-050x020/119G	5	2	650	Plain Bore	2-3/16	2-7/16	1-3/16
P-PB-060x020/119G	6	2	700	Plain Bore	2-3/16	2-7/16	1-3/16
P-PB-080x020/119G	8	2	900	Plain Bore	2-3/16	2-7/16	1-3/16
P-PB-040x020/050R	4	2	500	Roller Bearing	2-3/16	2-7/16	1/2
P-PB-050x020/050R	5	2	650	Roller Bearing	2-3/16	2-7/16	1/2
P-PB-060x020/050R	6	2	700	Roller Bearing	2-3/16	2-7/16	1/2
P-PB-080x020/050R	8	2	900	Roller Bearing	2-3/16	2-7/16	1/2



# 1-1/2" Tread Width Glass Fiber Filled Black Nylon Wheel

 up to 660 lbs

 60 - 70° Shore D

Nylon wheels with **fiberglass reinforcement** offer very **high strength and resistance to abrasion and cuts**. These wheels offer the strength of metal wheels

without the floor damage and **handle rough terrain without being cut and gouged**.

Wheels	Wheel Ø	Tread width	Load capacity	Bearing type	Hub length	Hub length with bushing	Axle bore Ø
	[inch]	[inch]	[lbs]		[inch]	[inch]	[inch]
Black Glass Fiber Filled Nylon Wheel with 2 Pcs of Precision Bearing							
P-NG-030x015/038K	3	1-1/2	660	Precision Bearing #6200	1-5/8	1-3/4	3/8



# 2" Tread Width Solid Black Rubber on a Cast Iron Core Wheel


 up to 500 lbs       65 - 70° Shore A


These wheels offer good floor protection and quiet operation for an industrial setting.

Wheels	Wheel Ø [inch]	Tread width [inch]	Load capacity [lbs]	Bearing type	Hub length [inch]	Hub length with bushing [inch]	Axle bore Ø [inch]
2" Tread Width Solid Black Rubber on Iron Core with Plain Bore							
P-RY-040x020/119G	4	2	350	Plain Bore	2-3/16	2-7/16	1-3/16
P-RY-050x020/119G	5	2	400	Plain Bore	2-3/16	2-7/16	1-3/16
P-RY-060x020/119G	6	2	400	Plain Bore	2-3/16	2-7/16	1-3/16
P-RY-080x020/119G	8	2	500	Plain Bore	2-3/16	2-7/16	1-3/16
2" Tread Width Solid Black Rubber on Iron Core with Roller Bearing							
P-RY-040x020/050R	4	2	350	Roller Bearing	2-3/16	2-7/16	1/2
P-RY-050x020/050R	5	2	400	Roller Bearing	2-3/16	2-7/16	1/2
P-RY-060x020/050R	6	2	400	Roller Bearing	2-3/16	2-7/16	1/2
P-RY-080x020/050R	8	2	500	Roller Bearing	2-3/16	2-7/16	1/2



# 2" Tread Width Solid Cast Iron Wheel

 up to 1,400 lbs

 180 - 220 HB

These wheels are made from cast iron, offering excellent load carrying ability and the easiest possible rolling force.

Wheels	Wheel Ø [inch]	Tread width [inch]	Load capacity [lbs]	Bearing type	Hub length [inch]	Hub length with bushing [inch]	Axle bore Ø [inch]
2" Tread Width Solid Cast Iron with Plain Bore							
P-C-040x020/119G	4	2	700	Plain Bore	2-3/16	2-7/16	1-3/16
P-C-050x020/119G	5	2	1,000	Plain Bore	2-3/16	2-7/16	1-3/16
P-C-060x020/119G	6	2	1,200	Plain Bore	2-3/16	2-7/16	1-3/16
P-C-080x020/119G	8	2	1,400	Plain Bore	2-3/16	2-7/16	1-3/16
2" Tread Width Solid Cast Iron with Roller Bearing							
P-C-040x020/050R	4	2	700	Roller Bearing	2-3/16	2-7/16	1/2
P-C-050x020/050R	5	2	1,000	Roller Bearing	2-3/16	2-7/16	1/2
P-C-060x020/050R	6	2	1,200	Roller Bearing	2-3/16	2-7/16	1/2
P-C-080x020/050R	8	2	1,400	Roller Bearing	2-3/16	2-7/16	1/2



# 2" Tread Width Solid Black Phenolic Wheel

 up to 1,400 lbs

 90° Shore D

Made of durable phenolic resin and canvas fibers, these wheels offer excellent value while providing high load capacity and a low rolling resistance.

Wheels	Wheel Ø [inch]	Tread width [inch]	Load capacity [lbs]	Bearing type	Hub length [inch]	Hub length with bushing [inch]	Axle bore Ø [inch]
2" Tread Width Solid Black Phenolic Wheel with Plain Bore							
P-PH-040x020/119G	4	2	800	Plain Bore	2-3/16	2-7/16	1-3/16
P-PH-050x020/119G	5	2	1,000	Plain Bore	2-3/16	2-7/16	1-3/16
P-PH-060x020/119G	6	2	1,200	Plain Bore	2-3/16	2-7/16	1-3/16
P-PH-080x020/119G	8	2	1,400	Plain Bore	2-3/16	2-7/16	1-3/16
2" Tread Width Solid Black Phenolic Wheel with Roller Bearing							
P-PH-040x020/050R	4	2	800	Roller Bearing	2-3/16	2-7/16	1/2
P-PH-050x020/050R	5	2	1,000	Roller Bearing	2-3/16	2-7/16	1/2
P-PH-060x020/050R	6	2	1,200	Roller Bearing	2-3/16	2-7/16	1/2
P-PH-080x020/050R	8	2	1,400	Roller Bearing	2-3/16	2-7/16	1/2

## Product Information

In accordance with the manufacturer's liability obligation of his products as defined in the German Liability Law (4 ProdHaftG) and Equipment and Product Safety Act (4 para 2 GPSG, EU-directive 2011/95/EC) all information given in this catalog regarding Blicke products must be observed. Any non-compliance with the following specifications will exempt the manufacturer from his liability.

### 1.0 Product Information and Intended Use

Wheels and casters in the sense of this definition are generally exchangeable components which can be fitted to suitable appliances, furniture and transport equipment or similar products to make them mobile.

The present product information refers to wheels and casters, particularly to passively steering casters (swivel casters), for non-automatically driven vehicles and appliances, hereinafter referred to as 'objects', which are principally driven at walking speed and not run in continuous operation.

Wheels and casters in the sense of this product information can be classified into the following application areas:

Residential sector:

- E.g. seating furniture, house furniture

Service sector:

- General service applications, e.g. trolleys, office furniture
- Hospitals, e.g. hospital beds

Industrial sector:

- E.g. transport equipment of medium to heavy load capacities

For compliance with the products' intended use, correct fitting is particularly important:

- a) The product must be firmly fitted to the object at all provided fitting points.
- b) The object must show sufficient retaining strength at these points.
- c) The product's function must not be affected or changed by the fitting arrangement.
- d) Swivel casters must be fitted with their swivel axles in vertical direction.
- e) Rigid casters must be fitted with their wheel axles in alignment.
- f) Only swivel casters of the same type may be fitted to an object. If rigid casters are also fitted, only casters recommended for such fitting by the manufacturer may be used.
- g) Swivel casters with stem or bolt hole fitting: The load capacities indicated are only attained if the entire diameter of the top plate of the swivel caster is in contact with the appliance or equipment.

Products used in damp areas, products exposed to direct weathering as well as products used near the sea or in aggressive, corrosion-developing ambiances require approval as special versions.

When products are used in a temperature range which is not stated within the catalog for standard products, an approval for a special version is required. Under no circumstances must standard products with nominal load be used under such conditions.

Wheels, rigs, brake systems and axle accessories represent one functional unit. Liability can only be granted for original products.

All possible loads must be known for the selection of wheels. Otherwise, such loads are to be estimated in accordance with sufficiently increased safety factors.

### 2.0 Misuse

Misuse, i.e. utilization of wheels and casters for purposes other than specified as intended use is for example if:

- a) Wheels and casters are used with higher load capacities than those specified in the catalog.
- b) The objects are used on unsuitable, uneven floors.
- c) The ambient temperatures are too high or too low.
- d) The objects are moved by force with the wheels locked.
- e) The objects are exposed to particularly aggressive substances.
- f) The objects are subjected to improper rough impact and shock loads.
- g) Foreign matter may intrude into the tires.
- h) Wheels and casters are used at excessive speeds.
- i) Modifications not approved by the manufacturer.

### 3.0 Product Specifications

Where no product specifications are contained in our catalogs, brochures, specification sheets, etc., the requirements placed upon our wheels and casters and the components thereof must be agreed with us.

Within this context, the relevant DIN, ISO and EN standards are applicable.

### 4.0 Product Maintenance

Depending on the respective requirements, wheels and casters must be serviced at regular intervals:

- By lubrication of the bearings.
- By readjustment of non-permanent connections.

Only cleaning agents which contain no corrosion-developing or damaging substances may be used.

Casters and caster components must be replaced as soon as function failures are detected.

### 5.0 Information and Instruction Obligations

The following documents are available for the compliance with information and instruction obligations as well as maintenance requirements in accordance with the German product liability law:

- For the trade sector: Catalogs with product and user information
- For the processing sector: Catalogs with product and user information
- For the user: Product and user information

For assurance of the wheels' and casters' functionality:

- The trade sector is obliged to observe the specifications of this product information (Sections 1.0 - 5.0) as well as those of the user information, to obtain them from the manufacturer if required, and to forward them to the processing unit.
- The processing sector is obliged to observe the specifications of this product information (Sections 1.0 - 5.0) as well as those of the user information, to obtain them from the manufacturer if required, and to forward them to the user.

**Any and all illustrations, drawings, dimensions, conversions from metric to imperial standards etc. are subject to changes and are therefore non-binding.**

General terms and conditions are available at [www.blickle.com](http://www.blickle.com)



**Blickle U.S.A. Wheels and Casters Inc.**

108 Pine Road · Newnan, GA 30263

Phone 888-558-7878 · Fax 470-414-2332

info@pegasus-casters.us · www.pegasus-casters.us

Edition 2 · December 2016 · 913306